



Research Article

Attract them anyway: benefits of large, showy flowers in a highly autogamous, carnivorous plant species

A. Salces-Castellano^{1,2,†}, M. Paniw^{1,†}, R. Casimiro-Soriguer¹ and F. Ojeda^{1*}¹ Departamento de Biología and IVAGRO, Universidad de Cádiz, Campus Río San Pedro, E-11510 Puerto Real, Spain² Present address: IPNA-CSIC, C/Astrofísico Francisco Sánchez 3, 38206-La Laguna, Tenerife, Canary Islands, Spain

Received: 25 November 2015; Accepted: 3 March 2016; Published: 13 March 2016

Associate Editor: Dennis F. Whigham

Citation: Salces-Castellano A, Paniw M, Casimiro-Soriguer R, Ojeda F. 2016. Attract them anyway: benefits of large, showy flowers in a highly autogamous, carnivorous plant species. *AoB PLANTS* 8: plw017; doi:10.1093/aobpla/plw017

Abstract. Reproductive biology of carnivorous plants has largely been studied on species that rely on insects as pollinators and prey, creating potential conflicts. Autogamous pollination, although present in some carnivorous species, has received less attention. In angiosperms, autogamous self-fertilization is expected to lead to a reduction in flower size, thereby reducing resource allocation to structures that attract pollinators. A notable exception is the carnivorous pyrophyte *Drosophyllum lusitanicum* (Drosophyllaceae), which has been described as an autogamous selfing species but produces large, yellow flowers. Using a flower removal and a pollination experiment, we assessed, respectively, whether large flowers in this species may serve as an attracting device to prey insects or whether previously reported high selfing rates for this species in peripheral populations may be lower in more central, less isolated populations. We found no differences between flower-removed plants and intact, flowering plants in numbers of prey insects trapped. We also found no indication of reduced potential for autogamous reproduction, in terms of either seed set or seed size. However, our results showed significant increases in seed set of bagged, hand-pollinated flowers and unbagged flowers exposed to insect visitation compared with bagged, non-manipulated flowers that could only self-pollinate autonomously. Considering that the key life-history strategy of this pyrophytic species is to maintain a viable seed bank, any increase in seed set through insect pollinator activity would increase plant fitness. This in turn would explain the maintenance of large, conspicuous flowers in a highly autogamous, carnivorous plant.

Keywords: Autogamous selfing; *Drosophyllum lusitanicum*; floral display; pollination biology; prey capture; pyrophyte; seed set.

Introduction

Carnivorous plants have long captivated naturalists and scientists worldwide (Chase *et al.* 2009; Król *et al.* 2012). Charles Darwin himself was most fascinated by them and was the first to demonstrate plant carnivory experimentally (Darwin 1875). Carnivory has evolved several times

independently in the angiosperms and ~600 species of carnivorous plants can be found today across the globe, most prominently in tropical and temperate regions (Heubl *et al.* 2006; Ellison and Gotelli 2009). They are largely restricted to infertile, wet, open habitats (Givnish *et al.* 1984) where they have adapted to extremely low nutrient levels by evolving elaborately modified leaves

* Corresponding author's e-mail address: fernando.ojeda@uca.es

† These authors have contributed equally.

Published by Oxford University Press on behalf of the Annals of Botany Company.

This is an Open Access article distributed under the terms of the Creative Commons Attribution License (<http://creativecommons.org/licenses/by/4.0/>), which permits unrestricted reuse, distribution, and reproduction in any medium, provided the original work is properly cited.

that trap small animals, mainly insects, as prey (Ellison and Gotelli 2001, 2009; Gibson and Waller 2009) and absorb the necessary mineral nutrients from them, particularly nitrogen and phosphorus (Adamec 1997).

Since most carnivorous plants are also entomophilous (i.e. they rely on pollinating insects to facilitate sexual reproduction), a pollinator–prey conflict might occur if they trapped potentially efficient pollinators (Zamora 1999; Ellison and Gotelli 2001). However, there are mechanisms in carnivorous plants to avoid or minimize this conflict, such as separation (spatial or temporal) of flowers from leaf traps to avoid pollinators being trapped as prey, or the occurrence of autogamous self-pollination to become somewhat independent of the role of insect vectors for reproduction (Ellison and Gotelli 2001; Jürgens *et al.* 2012). Autogamous self-pollination is actually common in some species from different carnivorous genera (see references in Jürgens *et al.* 2012).

Drosophyllum lusitanicum (Drosophyllaceae), the only extant species of the family Drosophyllaceae (Heubl *et al.* 2006), is an example of autogamous self-pollination in carnivorous plant species (Ortega-Olivencia *et al.* 1995, 1998). This species (*Drosophyllum*, hereafter) is endemic to the western Iberian Peninsula and northern Morocco (Garrido *et al.* 2003; Paniw *et al.* 2015), where it is restricted to acidic, nutrient-poor Mediterranean heathlands (Müller and Deil 2001; Adlassnig *et al.* 2006) and tightly associated to post-fire habitats (Correia and Freitas 2002; Paniw *et al.* 2015). *Drosophyllum* is a short-lived subshrub up to 45 cm tall with circinate, linear leaves grouped in dense rosettes and covered with stalked mucilage-producing glands (Paiva 1997). It produces large, sulfur-yellow, hermaphrodite flowers, radiate and pentamerous, borne in stalked, cymose inflorescences (Paiva 1997; Correia and Freitas 2002; Fig. 1). Flowers are homogamous, i.e. possess a spatial and temporal closeness between dehiscing anthers and receptive stigmas, with high selfing capability even in pre-anthesis (Ortega-Olivencia *et al.* 1995, 1998).

It is well established that autogamous selfing in angiosperms is favoured under pollinator limitation (Schemske and Lande 1985; Morgan and Wilson 2005), and it is usually accompanied by morphological changes in floral traits such as the occurrence of homogamy and a dramatic reduction in corolla size (Goodwillie *et al.* 2010; Sicard and Lenhard 2011). This reduction in flower size and other floral traits (e.g. showiness) is explained as a way to minimize resource allocation to floral display when pollinator attraction is no longer necessary (e.g. Andersson 2005; Celedón-Neghme *et al.* 2007). However, one of the noticeable features of the autogamous *Drosophyllum* is the production of large, showy flowers on peduncled inflorescences (Fig. 1). Therefore, considering the

high allocation costs of flower production (Galen 1999; Andersson 2005), what are the benefits of large, conspicuous flowers in a carnivorous plant species presumably independent of the role of pollinating insects for reproduction (Ortega-Olivencia *et al.* 1995)?

Here, we present two field experiments on the floral and reproductive biology of *Drosophyllum* aimed to determine fitness benefits from the production of large, conspicuous flowers. First, assuming independence of pollinating insects for reproduction (Ortega-Olivencia *et al.* 1995), we explored whether the large, bright yellow corollas in this carnivorous species act as attracting devices for enhancing prey capture onto the sticky leaf traps, thereby supporting plant growth. Although there is virtually no overlap between prey and flower-visiting insect faunas (Bertol *et al.* 2015), it is well established that the bright yellow colour is attractive to many insect species, particularly flies (e.g. Neuenschwander 1982; Yee 2015), which are the most common prey in *Drosophyllum* (Bertol *et al.* 2015). Specifically, we hypothesized that flowering *Drosophyllum* plants whose flowers are removed would trap fewer prey insects than co-occurring, intact flowering plants, which would indicate an increase in plant fitness through insect capture resulting from maintenance of large, yellow flowers.

Second, we conducted a controlled pollination experiment to investigate the actual contribution of pollinators to fecundity (i.e. seed production) of this species. Unlike previous pollination experiments on this species (Ortega-Olivencia *et al.* 1995, 1998), which have been performed in geographically isolated, small populations, our experimental populations were located in the northern side of the Strait of Gibraltar, where populations are larger and more abundant (Garrido *et al.* 2003; Paniw *et al.* 2015). Since marginal populations of normally outcrossing plant species frequently show a considerable increase in the selfing rate (Lloyd 1980; Pujol *et al.* 2009), the highly autogamous self-fertilization of *Drosophyllum* reported previously might be contingent on geographical isolation. We predicted that attraction of pollinating insects by *Drosophyllum* flowers would increase fitness through an increase in fecundity in this carnivorous species, thus accounting for its large, conspicuous flowers.

Methods

Ecology of *Drosophyllum*

Drosophyllum is a disturbance-adapted, carnivorous species, colonizing (from a persistent seed bank) recently burned heathlands or heathland patches where small-scale disturbances create open space (Garrido *et al.* 2003; Paniw *et al.* 2015). Within 4–6 years after fire, regenerating heathland shrubs outcompete above-ground




Figure 1. Visual description of *Drosophyllum*. (A) Young reproductive individual with a single rosette of leaves and a stalked inflorescence with two open flowers. (B) Lateral view of the flower showing the five large, bright yellow petals (scale bar = 10 mm). (C) Frontal view of the flower, showing the homogamous lack of separation between anthers and stigmas (scale bar = 10 mm). (D) Schematic description of the plant's life cycle.

Drosophyllum individuals, making the formation of a seed bank—in which populations may persist for several decades until another fire—a critical life-history strategy (Paniw et al. 2015; M. Paniw, P. Quintana-Ascencio, F. Ojeda and R. Salguero-Gómez, unpublished). In habitats where small-scale disturbances, e.g. browsing, create and maintain open space, individuals may reach up to 10 years of age (Juniper et al. 1989). Individuals grow in rosettes, and number of rosettes is a good proxy for age. Plants 1–2 rosettes in size initially reproduce in the second year after emergence and the number of rosettes per plant increases each growing season (Ortega-Olivencia et al. 1995; Garrido et al. 2003; Fig. 1D). Demographic censuses of

populations across southern Spain determined that each rosette produces one floral scape with an average (\pm SD) of 3.5 ± 2.1 flowers (M. Paniw, P. Quintana-Ascencio, F. Ojeda and R. Salguero-Gómez, unpublished). Bright sulfur-yellow flowers on each scape open gradually and last 1 day in full anthesis, so that no more than two flowers per rosette are in anthesis at the same time (Fig. 1). Flowers are large (Correia and Freitas 2002), with an average petal length of 2.84 ± 0.21 cm and petal width of 1.89 ± 0.17 cm (A. Salces-Castellano, unpubl. data), and show high autogamy rates (Ortega-Olivencia et al. 1995, 1998). High autogamy is also supported by the high inbreeding coefficients found in *Drosophyllum* populations

(Paniw *et al.* 2014). Each flower produces a dehiscent capsule with an average of 9.8 ± 2.4 seeds (M. Paniw, P. Quintana-Ascencio, F. Ojeda and R. Salguero-Gómez, unpublished).

Study region and sites

Two field experiments were conducted in five natural *Drosophyllum* populations, located at five sites within the southern Aljibe Mountains, at the European side of the Strait of Gibraltar (Table 1; Fig. 2). From all its distribution range, this is where *Drosophyllum* is more abundant and populations are largest (Garrido *et al.* 2003; Paniw *et al.* 2015). This region is characterized by a mild Mediterranean climate ($\sim 18^\circ\text{C}$ mean annual temperature and ~ 1200 mm annual rainfall) and a rough topography dominated by Oligo-Miocene sandstone mountains and hills, which produce acidic, nutrient-poor soils in ridges and upper slopes (Ojeda *et al.* 2000). These infertile soils are covered by Mediterranean heathlands, dominated by dwarf shrubs like *Erica australis*, *Pterospartum tridentatum*, *Quercus lusitanica*, *Calluna vulgaris* and *Halimium lasianthum*, and are the primary habitat of *Drosophyllum* (Müller and Deil 2001; Paniw *et al.* 2015). Although this species is highly pyrophytic (i.e. associated with the recurrent presence of fire) and therefore threatened by large-scale anthropogenic activities such as afforestation (Andrés and Ojeda 2002) and fire suppression (Correia and Freitas 2002), it profits from small-scale vegetation clearances, where populations can still thrive (Garrido *et al.* 2003; Paniw *et al.* 2015).

We chose the study sites to represent the most common habitats of *Drosophyllum* populations (Paniw *et al.* 2015). Monte Murta is an open, rocky sandstone ridge with sparse heathland vegetation, which had been mechanically removed about 30 years ago for pine afforestation. In 2014, the *Drosophyllum* population consisted

of ~ 5000 individuals, where young flowering plants, consisting of 1–2 rosettes, and old flowering plants (>2 rosettes) co-occurred. Sierra Carbonera is a regenerating heathland patch from a fire suffered in early autumn 2011. The *Drosophyllum* population here was also large (~ 3000 individuals) and consisted mainly of young flowering plants (2–3 years old), plus juveniles and a few seedlings. Montera del Torero is an old firebreak line across a heathland created by mechanical clearance of the vegetation. The *Drosophyllum* population at this site consisted of ~ 3700 individuals and has persisted for >30 years, being dominated by old (>5 years) flowering plants. Lastly, two populations with different relative abundance of old reproductive individuals were encountered in Monte Retin. The population in Monte Retin North has persisted for >20 years in an open heathland on a rocky sandstone ridge. It consisted of ~ 1500 individuals where old and young flowering individuals co-occurred. The population in Monte Retin South is found on a regenerating heathland patch from a fire suffered in early autumn 2010. This population, which has been heavily disturbed by cattle grazing and trampling, consisted of ~ 500 individuals, with an even distribution of young and old reproductive individuals.

Flower contribution to prey attraction

To test whether flowers in *Drosophyllum* functioned to attract prey insects, we carried out a field experiment at three of the five study sites, Monte Murta, Monte Retin North and Monte Retin South (Fig. 2) in April 2014, during peak flowering. At each site, we located 'isolated' flowering plants growing in open microhabitats (>1 m from the nearest conspecific and >30 cm from the nearest interspecific neighbour), in order to avoid potential influences of conspecific flowering neighbours on prey capture. We randomly marked 14 plants and recorded the number

Table 1. Description of sites used in the flower removal and pollination experiments quantifying the role of *Drosophyllum* flowers in prey capture and pollinator attraction, respectively. *N*, total number of *Drosophyllum* individuals found in 2014.

Site	Location	Experiment	Site characteristics	Population characteristics
Monte Murta	36°19'16"N 5°33'03"W	Flower removal	Open, rocky sandstone ridge	<i>N</i> = 5000; mixed-aged population
Monte Retin North	36°11'53"N 5°49'25"W	Flower removal	Open heathland patch	<i>N</i> = 1500; mixed-aged population
Monte Retin South	36°10'23"N 5°50'53"W	Flower removal	Post-fire regenerating heathland (fire 2010); browsed and trampled by cattle	<i>N</i> = 500; mixed-aged population
Sierra Carbonera	36°12'35"N 5°21'37"W	Pollination	Post-fire regenerating heathland (fire 2011)	<i>N</i> = 3000; mainly young reproductive individuals
Montera del Torero	36°13'35"N 5°35'08"W	Pollination	Mechanically built firebreak	<i>N</i> = 3700; mainly old reproductive individuals

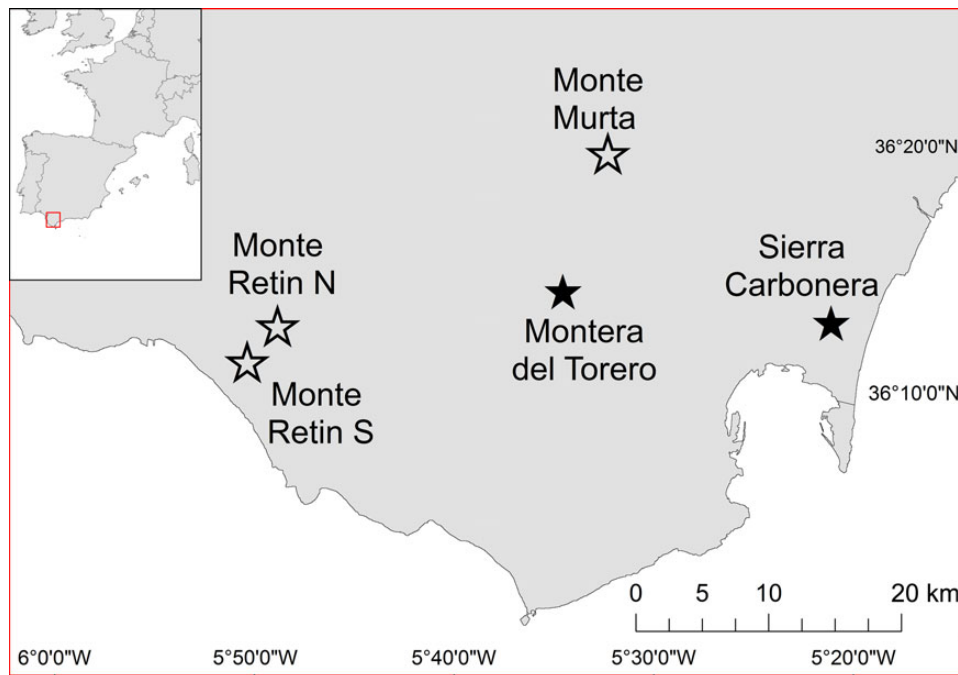


Figure 2. Study area and location of the sites where the flower contribution to prey attraction (open star) and pollination experiments (filled star) were performed. See Table 1 for detailed description of the *Drosophyllum* populations at each site.

of rosettes and leaves per rosette of each plant. All prey insects were then carefully hand-removed with tweezers from each plant. Next, we randomly selected 7 plants out of those 14 and removed all their flowers by cutting off the inflorescence stalks with scissors. After 1 week, we returned to each of the three populations and recorded the number of prey insects attached to the leaves of the 14 plants.

We analysed the differences in insect capture between flower-removed plants (treatment) and intact ones (control) for each site separately by fitting a generalized linear model with a Poisson error distribution on the total number of insects, using the ‘flower-cut’ treatment as fixed effect and total number of leaves per plant as the offset. Using an offset allowed us to treat the response (number of insects) as proportions (insects per leaf) but allowing the models to be fit as count data in a generalized linear mixed model framework. The analyses were performed separately for each site because we did not have enough spatial replicates to include site as a random effect in our models (Bolker et al. 2009).

Pollination experiment

We carried out an experiment at two of the five study sites, Sierra Carbonera and Montera del Torero (Fig. 2), to investigate the contribution of pollinators to *Drosophyllum* fecundity (i.e. seed production). In mid-April 2014, at the beginning of the flowering season, we labelled 56 and 43 plants in Sierra Carbonera and Montera del Torero, respectively. On each plant, flowers were randomly

assigned to one of four treatments: hand cross-pollination (HCP), hand self-pollination (HSP), spontaneous self-pollination (SSP) and control or open pollination (OP). In the first three treatments, flowers were covered with nylon-mesh bags (0.15-mm mesh) before anthesis to exclude potential insect visitors. For the two hand-pollination treatments, HCP and HSP, we collected ripe anthers from plants separated >300 m (HCP) or from the same flower (HSP) and brushed the stigmas with them, taking care of bagging them back after this artificial pollination. Flowers in the SSP treatment were not hand-pollinated and remained bagged in order to account for spontaneous autogamy. Finally, flowers in the OP treatment (control) were left exposed to natural pollinator activity. In most plants, there was more than one flower for each treatment. We also collected a single petal from an extra flower per plant to measure petal length as a surrogate for flower size.

In July 2014, after fruit (capsule) ripening and before seed dispersal (dehiscence), we collected the fruits of the four treatments on each individual plant from the two sites. They were stored individually in labelled paper bags and taken to the laboratory, where we calculated fruit set (percentage of flowers within each treatment developing into fruits) and seed set (percentage of ovules per flower maturing into seeds) per treatment. Additionally, three randomly chosen seeds per fruit were weighed on an electronic balance to the nearest 0.1 mg and their length (as a surrogate for size) measured

using an image analyser (Leica Application Suite v4.4.0, LAS v4.4, Leica Microsystems).

We tested for differences in fruit set, seed set, seed weight and seed size among pollination treatments by means of a mixed effect models with a binomial error distribution for the response variables fruit set and seed set and normal error distribution for the response variables seed weight and size. We considered treatment (OP, HCP, SCP and SSP) as fixed effect and plant individual as a random effect in all models. We fitted the models for each of the two sites separately.

All analyses were performed with R software (R Development Core Team 2015). We used the R package lme4 (Bates *et al.* 2013) to fit the mixed effect models. In both experiments described above, we used likelihood ratio tests to determine significant differences between treatments (Vuong 1989). These tests compare the log-likelihoods of increasingly complex, or nested, models to ones of simpler models (starting with intercept-only models) and determine the significance of the deviance between the log-likelihoods using a χ^2 test. When significant differences between treatment levels were found, a *post hoc* Tukey's honestly significant difference (HSD) test was applied to the linear predictors using the R package multcomp (Hothorn *et al.* 2008) to detect significant pairwise differences between treatments.

Results

Flower contribution to prey attraction

Overall, insect capture levels differed between the three sites, being considerably higher in Monte Retin South (Fig. 3). However, we detected no significant differences in insect capture rates between 'flower-removed' plants and control plants across the three sites (Table 2).

Pollination experiment

Flowers had an overall smaller size (i.e. petal length) in *Drosophyllum* plants from Montera del Torero (average petal length \pm SD: 2.64 ± 0.89 cm) than in those from Sierra Carbonera (2.98 ± 0.59 cm; Welch's *t*-test: $t_{64.57} = 6.46$, $P < 0.0001$).

Fruit set was very high in *Drosophyllum*, with no differences across the four treatments in the two sites (Table 3) and almost 100 % flowers developing into fruits (Table 4). In contrast, we detected significant differences in seed set among treatments in the two study sites (Table 3). These significant differences were due to the OP treatment, which produced significantly higher seed set than the other three treatments in Montera del Torero (but not in Sierra Carbonera; Table 4; Fig. 4), and particularly the SSP treatment, which produced significantly lower seed set values than the other three treatments at both sites

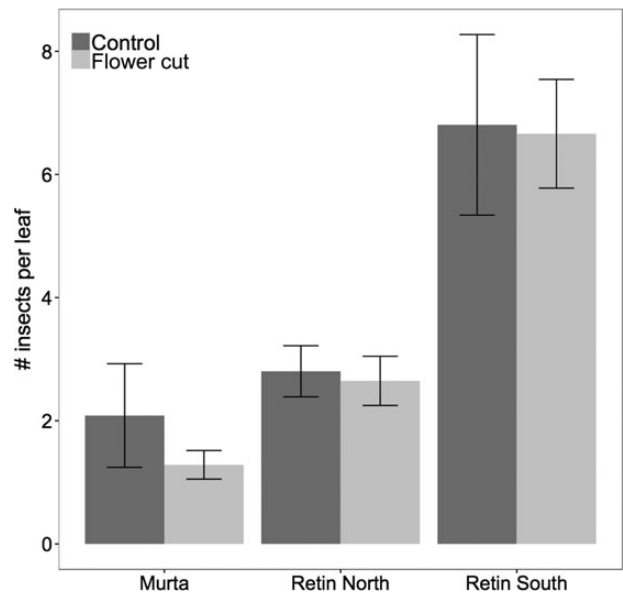


Figure 3. Average number of insects per leaf (\pm SE) at three sites (Monte Murta, Monte Retin North and Monte Retin South) caught by seven intact flowering plants (control; dark grey bar) and seven plants whose flowers were removed (flower cut; light grey bar).

Table 2. Results of the likelihood ratio tests for all considered models testing the role of *Drosophyllum* flowers in attracting insects as prey. The response variable (number of insects/leaf) was measured in a field experiment performed at three sites. For each response, a likelihood ratio test compares nested models assuming a chi-square distribution, χ^2 , with the critical value given by the model deviance, *D*, and the degrees of freedom, *df*, corresponding to the difference in parameters between the models compared.

Site	Model	df	χ^2	<i>D</i>	<i>P</i>
Murta	Intercept		206.9		
	Flower cut	1	204.7	2.2	0.14
Retin North	Intercept		97.6		
	Flower cut	1	95.8	1.9	0.17
Retin South	Intercept		544.7		
	Flower cut	1	541.8	2.7	0.11

as determined by the HSD test (Table 4; Fig. 4). Seeds were larger and heavier in Sierra Carbonera than in Montera del Torero (Table 4). However, while seeds from the OP treatment in Montera del Torero produced slightly but significantly smaller seeds, no differences in seed size nor weight were detected among treatments in Sierra Carbonera (Tables 3 and 4).

Discussion

Although there are no closely related extant species to *Drosophyllum* for comparison (Heubl *et al.* 2006), its

Table 3. Results of the likelihood ratio tests for all considered models testing the role of *Drosophyllum* flowers in attracting insects as pollinators. The response variables (fruit set, seed set, seed size and seed weight) were measured in a field experiment performed at two sites (Sierra Carbonera and Montera del Torero). For each response, a likelihood ratio test compares nested models assuming a chi-square distribution, χ^2 , with the critical value given by the model deviance, *D*, and the degrees of freedom, *df*, corresponding to the difference in parameters between the models compared. Significant differences between models are in bold.

Site	Model	df	χ^2	<i>D</i>	<i>P</i>
Response variable: fruit set					
Sierra Carbonera	Intercept		24.6		
	Pollination	3	22.6	2	0.58
Montera del Torero	Intercept		13.2		
	Pollination	3	11.8	1.4	0.71
Response variable: seed set					
Sierra Carbonera	Intercept		2817.8		
	Pollination	3	2706.6	140.4	<0.01
Montera del Torero	Intercept		2156.7		
	Pollination	3	1958.4	198.3	<0.01
Response variable: seed size					
Sierra Carbonera	Intercept		279.3		
	Pollination	3	278.5	0.7	0.9
Montera del Torero	Intercept		291.5		
	Pollination	3	282.3	9.1	0.03
Response variable: seed weight					
Sierra Carbonera	Intercept		306.4		
	Pollination	3	305.4	1.0	0.8
Montera del Torero	Intercept		128.7		
	Pollination	3	110.6	18.1	<0.01

large, bright yellow flowers seem to contradict the paradigm of dramatic flower size reduction in highly autogamous angiosperms (Goodwillie et al. 2010; Sicard and Lenhard 2011). Considering the presumably high allocation costs of flower production (e.g. Galen 1999; Andersson 2005), we have explored the advantages or benefits that large, conspicuous flowers confer on this highly autogamous, carnivorous plant species.

Since small Diptera (flies) are the main prey insects in *Drosophyllum* (Bertol et al. 2015), and the yellow colour is particularly attractive to flies (Neuenschwander 1982; Yee 2015), we tested the hypothesis that large, showy flowers might not be directly related to reproduction, but would instead support plant growth by enhancing prey capture. An increase in prey capture might cause an increase in seed production, as it has been reported

in *Drosera* species (Thum 1988), and would therefore have indirect benefits on the reproductive output. However, insect capture rates between intact blooming plants and those plants whose flowers were removed did not differ in any of the three populations (Fig. 3), so we rejected the role of large yellow flowers as significant contributors to prey attraction in *Drosophyllum*.

Considering that the *Drosophyllum* population at Montera del Torero was dominated by old reproductive plants while most reproductive individuals in Sierra Carbonera were young (Table 1), the differences in flower size between the populations can be explained as an allometric effect of plant age. Branching (i.e. number of rosettes) in this species increases with age (Ortega-Olivencia et al. 1995; Garrido et al. 2003), and flower (or inflorescence) size is known to decrease with branching (Midgley and Bond 1989).

Regarding the controlled pollination experiments, fruit set was very high, with nearly 100 % of the flowers developing into fruit in the four treatments at the two sites (Table 2). Therefore, our results concur with those of Ortega-Olivencia et al. (1995, 1998), suggesting that *Drosophyllum* is a highly autogamous species regardless of geographic isolation and population size (Garrido et al. 2003; Paniw et al. 2015). However, when looking at seed production, some interesting patterns emerged. First, seeds were overall smaller in size and weight in plants from Montera del Torero than in those from Sierra Carbonera (Table 2). Again, this can be attributed to an allometric effect derived from plant age (see above), as there is a strong direct relationship between petal size and seed size in angiosperms (Primack 1987). The slightly but significantly smaller and lighter seeds from the OP treatment in Montera del Torero (Table 2) might be due to the existence of a trade-off between seed number per fruit and seed size/weight (e.g. Baker et al. 1994).

Second, while seed set values after the two hand-pollination treatments (HCP and HSP) were remarkably high in Sierra Carbonera, significantly higher than after control, OP, they were significantly lower than after OP in Montera del Torero (Fig. 4). These differences could also be explained by the overall large differences in plant age between reproductive plants of the two populations (Table 1). Since most reproductive plants from Montera del Torero were old, their siring ability might be low, as pollen viability in plants decreases with ageing (Aizen and Rovere 1995; Marshall et al. 2010). As only a single anther brush was applied to stigmas of flowers in both HCP and HSP hand-pollination treatments, this could have been sufficient in Sierra Carbonera, where all reproductive plants were young, but not in Montera del Torero. However, we cannot discard differences in weather conditions between populations during the pollination experiments

Table 4. Fecundity variables (fruit set, seed set, seed weight and seed length; mean \pm SD) of *D. lusitanicum* per treatment in the two sites. Pairwise significant differences ($P < 0.05$; Tukey's HSD tests) between treatments are indicated by different superscript letters. HCP, hand cross-pollination; HSP, hand self-pollination; SSP, spontaneous self-pollination; OP, control, open pollination.

Treatment	No. of flowers	Fruit set (%)	Seed set (%)	Seed weight (mg)	Seed length (mm)
Sierra Carbonera					
HCP	67	98.5 (\pm 12.2)	77.7 (\pm 18.9) ^A	4.36 (\pm 0.35)	2.48 (\pm 0.13)
HSP	36	100 (\pm 0.0)	77.4 (\pm 22.6) ^A	4.40 (\pm 0.31)	2.48 (\pm 0.15)
SSP	167	99.4 (\pm 7.7)	61.0 (\pm 30.7) ^B	4.35 (\pm 0.45)	2.50 (\pm 0.16)
OP	76	100 (\pm 0.0)	70.6 (\pm 29.7) ^C	4.39 (\pm 0.41)	2.49 (\pm 0.19)
Montera del Torero					
HCP	43	100 (\pm 0.0)	60.0 (\pm 29.1) ^a	3.29 (\pm 0.32) ^a	2.15 (\pm 0.13) ^a
HSP	24	100 (\pm 0.0)	54.6 (\pm 28.2) ^a	3.28 (\pm 0.23) ^a	2.15 (\pm 0.12) ^a
SSP	135	99.3 (\pm 8.6)	47.0 (\pm 31.5) ^b	3.38 (\pm 0.37) ^b	2.15 (\pm 0.17) ^a
OP	65	100 (\pm 0.0)	73.0 (\pm 25.8) ^c	3.16 (\pm 0.31) ^a	2.10 (\pm 0.13) ^b

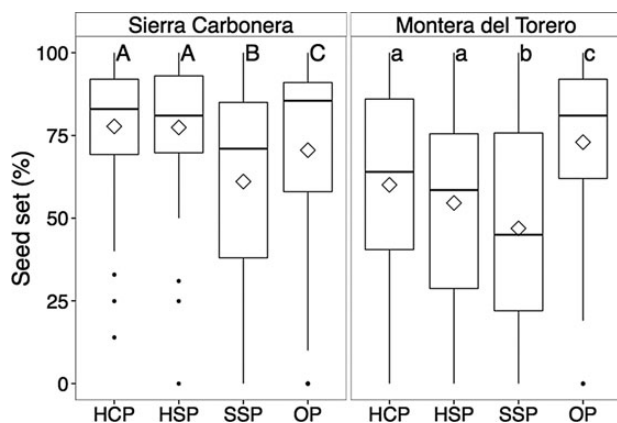


Figure 4. Boxplots of seed set of *D. lusitanicum* after HCP, HSP, SSP and control, OP across two experimental sites (Sierra Carbonera and Montera del Torero). Different letters represent significant pairwise differences (Tukey's HSD, $P < 0.05$) of group means between the four pollination treatments at each site.

that might have produced different bagging effects. All the same, the lack of differences in seed set between both HCP and HSP treatments in the two populations confirms that no mechanism of self-incompatibility is operating in this species (Ortega-Olivencia et al. 1998).

But the most remarkable result found in this study has been the significantly lower seed set values in the SSP treatment at both sites (Table 2; Fig. 4). This means that, even though *Drosophyllum* flowers are readily able to self-pollinate spontaneously, as Ortega-Olivencia et al. (1995) had already reported, insect visitation significantly increases seed production by 15–25% in this species, either by cross-assisted or by insect-assisted self-pollination (facilitated selfing sensu Lloyd 1992). Considering the relatively high rates of seed set after SSP (Ortega-Olivencia et al. 1995; this study), may a

15–25% increase in seed set through insect-assisted pollination offset the costs associated with maintaining large, showy flowers in this highly autogamous species? Its life history and population dynamics suggest an affirmative answer. Adult individuals of this early-successional pyrophyte cannot persist in mature, dense vegetation stands (Paniw et al. 2015), whose germination and growth are largely confined to a short post-fire window (Correia and Freitas 2002; M. Paniw, P. Quintana-Ascencio, F. Ojeda and R. Salguero-Gómez, unpublished). In this short temporal window, producing seeds to replenish the seed bank is critical for *Drosophyllum*, as it happens in other pyrophytes (Quintana-Ascencio et al. 2003; Menges and Quintana-Ascencio 2004). Therefore, any increase in seed set over autonomous selfing caused by insect visitation—either by facilitated selfing (Lloyd 1992) or by favouring some outcrossing—would increase plant fitness. This, in turn, would account for the maintenance of large, conspicuous flowers in this highly autogamous plant species.

Conclusions

Although *Drosophyllum* flowers are certainly homogamous (Fig. 1C; Ortega-Olivencia et al. 1995), their relatively large, bright yellow corollas challenge the paradigm of autogamous flowers being characterized by a dramatic reduction in corolla size and showiness (Goodwillie et al. 2010; Sicard and Lenhard 2011). We rejected the possible role of these flowers as attracting devices for enhancing insect prey capture in this carnivorous species. On the other hand, since the key life-history strategy of this early colonizing pyrophyte is to produce a large, persistent seed bank to maximize post-fire germination (Correia

and Freitas 2002; M. Paniw, P. Quintana-Ascencio, F. Ojeda and R. Salguero-Gómez, unpublished), any investment into increasing seed production would have a positive fitness effect. This would thus account for the maintenance of large, showy flowers in a highly autogamous plant species.

Sources of Funding

This study was supported by the Spanish Ministerio de Economía y Competitividad (project BREATHAL; Geographical barrier, habitat fragmentation and vulnerability of endemics: Biodiversity patterns of the Mediterranean heathland across the Strait of Gibraltar, CGL2011-28759).

Contributions by the Authors

F.O. conceived the study; F.O., M.P. and R.C.-S. designed the experiments and M.P. A.S.-C. and R.C.-S. carried them out; M.P. and A.S.-C. analysed the data; all authors contributed to writing the manuscript.

Conflict of Interest Statement

None declared.

Acknowledgements

We thank the Spanish military Campo de Adiestramiento de la Armada in Sierra del Retín (Barbate, Cádiz) for allowing access to the Monte Retín sites and facilitating the study. We also thank the Director and Staff of Los Alcornocales Natural Park for authorizing and supporting the study. The Andalusian Consejería de Medio Ambiente provided the necessary permits to work with *Drosophyllum lusitanicum*, an endemic, red-listed species. Dennis Whigham and two anonymous reviewers made helpful comments on an earlier version of the manuscript.

Literature Cited

- Adamec L. 1997. Mineral nutrition of carnivorous plants: a review. *Botanical Review* **63**:273–299.
- Adlassnig W, Peroutka M, Eder G, Pois W, Lichtscheidl IK. 2006. Ecophysiological observations on *Drosophyllum lusitanicum*. *Ecological Research* **21**:255–262.
- Aizen MA, Rovere AE. 1995. Does pollen viability decrease with aging? A cross-population examination in *Austrocedrus chilensis* (Cupressaceae). *International Journal of Plant Sciences* **156**:227–231.
- Andersson S. 2005. Floral costs in *Nigella sativa* (Ranunculaceae): compensatory responses to perianth removal. *American Journal of Botany* **92**:279–283.
- Andrés C, Ojeda F. 2002. Effects of afforestation with pines on woody plant diversity of Mediterranean heathlands in southern Spain. *Biodiversity and Conservation* **11**:1511–1520.
- Baker K, Richards AJ, Tremayne M. 1994. Fitness constraints on flower number, seed number and seed size in the dimorphic species *Primula farinosa* L. and *Armeria maritima* (Miller) Willd. *New Phytologist* **128**:563–570.
- Bates D, Maechler M, Bolker B, Walker S. 2013. *lme4: linear mixed-effects models using Eigen and S4*. R Package Version 1. <http://lme4.r-forge.r-project.org/> (22 October 2015).
- Bertol N, Paniw M, Ojeda F. 2015. Effective prey attraction in the rare *Drosophyllum lusitanicum*, a flypaper-trap carnivorous plant. *American Journal of Botany* **102**:689–694.
- Bolker BM, Brooks ME, Clark CJ, Geange SW, Poulsen JR, Stevens MHH, White JSS. 2009. Generalized linear mixed models: a practical guide for ecology and evolution. *Trends in Ecology and Evolution* **24**:127–135.
- Celedón-Neghme C, González WL, Gianoli E. 2007. Cost and benefits of attractive floral traits in the annual species *Madia sativa* (Asteraceae). *Evolutionary Ecology* **21**:247–257.
- Chase MW, Christenhusz MJM, Sanders D, Fay MF. 2009. Murderous plants: Victorian Gothic, Darwin and modern insights into vegetable carnivory. *Botanical Journal of the Linnean Society* **161**:329–356.
- Correia E, Freitas H. 2002. *Drosophyllum lusitanicum*, an endangered West Mediterranean endemic carnivorous plant: threats and its ability to control available resources. *Botanical Journal of the Linnean Society* **140**:383–390.
- Darwin C. 1875. *Insectivorous plants*. London, UK: John Murray.
- Ellison AM, Gotelli NJ. 2001. Evolutionary ecology of carnivorous plants. *Trends in Ecology and Evolution* **16**:623–629.
- Ellison AM, Gotelli NJ. 2009. Energetics and the evolution of carnivorous plants—Darwin’s ‘most wonderful plants in the world’. *Journal of Experimental Botany* **60**:19–42.
- Galen C. 1999. Why do flowers vary? The functional ecology of variation in flower size and form within natural plant populations. *Bioscience* **49**:631–640.
- Garrido B, Hampe A, Marañón T, Arroyo J. 2003. Regional differences in land use affect population performance of the threatened insectivorous plant *Drosophyllum lusitanicum* (Droseraceae). *Diversity and Distributions* **9**:335–350.
- Gibson TC, Waller DM. 2009. Evolving Darwin’s ‘most wonderful’ plant: ecological steps to a snap-trap. *New Phytologist* **183**:575–587.
- Givnish TJ, Burkhardt EL, Happel RE, Weintraub JD. 1984. Carnivory in the bromeliad *Brocchinia reducta*, with a cost/benefit model for the general restriction of carnivorous plants to sunny, moist, nutrient-poor habitats. *The American Society of Naturalists* **124**:479–497.
- Goodwillie C, Sargent RD, Eckert CG, Elle E, Geber MA, Johnston MO, Kalisz S, Moeller DA, Ree RH, Vallejo-Marin M, Winn AA. 2010. Correlated evolution of mating system and floral display traits in flowering plants and its implications for the distribution of mating system variation. *New Phytologist* **185**:311–321.
- Heubl G, Bringmann G, Meimberg H. 2006. Molecular phylogeny and character evolution of carnivorous plant families in Caryophyllales—revisited. *Plant Biology* **8**:821–830.
- Hothorn T, Bretz F, Westfall P. 2008. Simultaneous inference in general parametric models. *Biometrical Journal* **50**:346–363.
- Juniper BE, Robins RJ, Joel DM. 1989. *The carnivorous plants*. San Diego, CA: Academic Press.
- Jürgens A, Sciligo A, Witt T, El-sayed AM, Suckling DM. 2012. Pollinator-prey conflict in carnivorous plants. *Biological Reviews* **87**:602–615.

- Król E, Płachno BJ, Adamec L, Stolarz M, Dziubińska H, Trębacz K. 2012. Quite a few reasons for calling carnivores 'the most wonderful plants in the world'. *Annals of Botany* **109**:47–64.
- Lloyd DG. 1980. Demographic factors and mating patterns in angiosperms. In: Solbrig OT, ed. *Demography and evolution in plant populations*. Oxford, UK: Blackwell, 67–88.
- Lloyd DG. 1992. Self- and cross-fertilization in plants. II. The selection of self-fertilization. *International Journal of Plant Science* **153**:370–380.
- Marshall DL, Avritt JJ, Maliakal-Witt S, Medeiros JS, Shaner MGM. 2010. The impact of plant and flower age on mating patterns. *Annals of Botany* **105**:7–22.
- Menges ES, Quintana-Ascencio PF. 2004. Population viability with fire in *Eryngium cuneifolium*: deciphering a decade of demographic data. *Ecological Monographs* **74**:79–99.
- Midgley J, Bond W. 1989. Leaf size and inflorescence size may be allometrically related traits. *Oecologia* **78**:427–429.
- Morgan MT, Wilson WG. 2005. Self-fertilization and the escape from pollen limitation in variable pollination environments. *Evolution* **59**:1143–1148.
- Müller J, Deil U. 2001. Ecology and structure of *Drosophyllum lusitanicum* (L.) links populations in the south-west of the Iberian Peninsula. *Acta Botánica Malacitana* **26**:47–68.
- Neuenschwander P. 1982. Beneficial insects caught by yellow traps used in mass-trapping of the olive fly, *Dacus oleae*. *Entomologia Experimentalis et Applicata* **32**:286–296.
- Ojeda F, Marañón T, Arroyo J. 2000. Plant diversity patterns in the Aljibe Mountains (S. Spain): a comprehensive account. *Biodiversity and Conservation* **9**:1323–1343.
- Ortega-Olivencia A, Carrasco Claver JP, Devesa Alcaraz JA. 1995. Floral and reproductive biology of *Drosophyllum lusitanicum* (L.) Link (Droseraceae). *Botanical Journal of the Linnean Society* **118**:331–351.
- Ortega-Olivencia A, López Paredes JA, Rodríguez-Riño T, Devesa JA. 1998. Modes of self-pollination and absence of cryptic self-incompatibility in *Drosophyllum lusitanicum* (Droseraceae). *Botanica Acta* **111**:474–480.
- Paiva J. 1997. *Drosophyllum* link. In: Castroviejo S, Aedo C, Laínz M, Muñoz Garmendia F, Nieto Feliner G, Paiva J, Benedí C, eds. *Flora iberica*, 5th edn. Madrid, Spain: CSIC, Real Jardín Botánico, 78–80.
- Paniw M, Gil-López MJ, Segarra-Moragues JG. 2014. Isolation and characterization of microsatellite loci in the carnivorous subshrub *Drosophyllum lusitanicum* (Drosophyllaceae). *Biochemical Systematics and Ecology* **57**:416–419.
- Paniw M, Salguero-Gómez R, Ojeda F. 2015. Local-scale disturbances can benefit an endangered, fire-adapted plant species in Western Mediterranean heathlands in the absence of fire. *Biological Conservation* **187**:74–81.
- Primack RB. 1987. Relationships among flowers, fruits, and seeds. *Annual Review of Ecology and Systematics* **18**:409–430.
- Pujol B, Zhou S-R, Vilas JS, Pannell JR. 2009. Reduced inbreeding depression after species range expansion. *Proceedings of the National Academy of Sciences of the USA* **106**:15379–15383.
- Quintana-Ascencio PF, Menges ES, Weekley CW. 2003. A fire-explicit population viability analysis of *Hypericum cumulicola* in Florida rosemary scrub. *Conservation Biology* **17**:433–449.
- R Development Core Team. 2015. *R: a language and environment for statistical computing*. Vienna, Austria: R Foundation for Statistical Computing. <http://www.R-project.org/> (29 August 2015).
- Schemske DW, Lande R. 1985. The evolution of self-fertilization and inbreeding depression in plants. II. Empirical observations. *Evolution* **39**:41–52.
- Sicard A, Lenhard M. 2011. The selfing syndrome: a model for studying the genetic and evolutionary basis of morphological adaptation in plants. *Annals of Botany* **107**:1433–1443.
- Thum M. 1988. The significance of carnivory for the fitness of *Drosera* in its natural habitat. *Oecologia* **75**:472–480.
- Vuong HQ. 1989. Likelihood ratio tests for model selection and non-nested hypotheses. *Econometrica* **57**:307–333.
- Yee WL. 2015. Commercial Yellow Sticky Strips more attractive than yellow boards to western cherry fruit fly (Dipt., Tephritidae). *Journal of Applied Entomology* **139**:289–301.
- Zamora R. 1999. Conditional outcomes of interactions: the pollinator-prey conflict of an insectivorous plant. *Ecology* **80**:786–795.