

Short-Course Therapy with Rifampin plus Isoniazid, Compared with Standard Therapy with Isoniazid, for Latent Tuberculosis Infection: A Meta-analysis

Javier Ena¹ and Victoria Valls²

¹Internal Medicine Department, Marina Baja Hospital, Villajoyosa, and ²Public Health Department, Universidad Miguel Hernandez, Alicante, Spain

Background. A major difficulty associated with the use of standard therapy with isoniazid for latent tuberculosis infection is poor patient adherence to therapy because of the prolonged course required. Shorter courses of therapy involving ≥ 2 drugs have been proposed as an alternative to standard therapy, but they have not undergone enough testing.

Methods. We performed a meta-analysis to determine the equivalence of daily short-course therapy with rifampin plus isoniazid for 3 months and standard therapy with isoniazid for 6–12 months. The end points that were evaluated were development of active tuberculosis, severe adverse drug reactions, and death. We searched published information in the Cochrane Library, MEDLINE, and Embase databases, as well as unpublished information in the Cambridge Scientific Abstracts Internet database, Conference Papers Index, AIDS and Cancer Research Abstracts, and ClinicalTrials.gov. We also scanned the reference lists of articles. We only included trials in which individuals were randomly allocated to receive treatment. Two reviewers independently applied the criteria for trial selection, assessed trial quality, and extracted data.

Results. Five trials comprising 1926 adults from Hong Kong, Spain, and Uganda were identified. The mean duration of follow-up varied from 13 to 37 months. Overall, development of active tuberculosis was equivalent in association with both regimens (pooled risk difference, 0%; 95% confidence interval [CI], –1% to 2%; percentage of total variation across the studies that is the result of heterogeneity rather than chance [I^2], 0%; $P = .86$). Severe adverse effects were reported with a similar frequency for both regimens (pooled risk difference, –1%; 95% CI, –7% to 5%) but with statistically significant heterogeneity detected (I^2 , 78%; $P = .001$). However, a subanalysis of high-quality trials (including 74% of the sample size) suggested that both regimens were equally safe. In 3 trials (comprising 1390 patients) that provided data on mortality, the regimens showed equivalence (pooled risk difference, –1%; 95% CI, –4% to 2%; I^2 , 2.7%; $P = .38$).

Conclusion. Short-course therapy with rifampin plus isoniazid was equivalent to standard therapy with isoniazid in terms of efficacy, the proportion of severe side effects that occurred, and mortality.

The rationale behind prevention of tuberculosis disease is to eradicate latent infection before active disease develops. Currently, treatment is recommended for patients with suspected infection (as determined by a positive result of a tuberculin skin test) and for patients with a high risk of developing active disease [1].

Previous clinical trials have shown that isoniazid substantially reduces the incidence of active tuberculosis [2].

Therapy with isoniazid for 6–12 months has been proposed as the standard regimen for treatment of latent tuberculosis infection, in spite of the high rate of poor adherence associated with the regimen's prolonged course. Thus, shorter courses of treatment have been proposed. A 2-month regimen of pyrazinamide and rifampin has been found to result in a substantial rate of severe hepatic injury and death [3, 4]. In 1998, the British Thoracic Society recommended a 3-month regimen of rifampin plus isoniazid as an alternative short-course therapy for latent infection, although the recommendation was based on very limited information [5].

We conducted a comprehensive search of the literature and performed a meta-analysis of randomized controlled trials that compared a 3-month regimen of rifampin plus isoniazid with a regimen of isoniazid giv-

Received 22 July 2004; accepted 14 October 2004; electronically published 1 February 2005.

Reprints or correspondence: Dr. Javier Ena, Servicio de Medicina Interna, Hospital Marina Baja, Partida Galandu 5, Villajoyosa 03570, Alicante, Spain (ena_jav@gva.es).

Clinical Infectious Diseases 2005;40:670–6

© 2005 by the Infectious Diseases Society of America. All rights reserved.
1058-4838/2005/4005-0004\$15.00

en for ≥ 6 months as prophylaxis for latent tuberculosis infection. We specifically investigated whether these 2 regimens were equally effective in preventing tuberculosis and death, and whether the proportions of severe side effects associated with the 2 regimens were equivalent.

METHODS

Criteria for the selection of trials for review. We included only randomized controlled trials that compared a 3-month regimen of daily therapy with rifampin plus isoniazid with a 6–12-month regimen of daily standard therapy with isoniazid for latent tuberculosis infection. “Latent tuberculosis infection” was defined as infection with *Mycobacterium tuberculosis* (as determined by a positive PPD skin test result) in a person who has no symptoms of active tuberculosis and whose infection is not contagious. PPD skin test reactions were interpreted according to the sensitivity and specificity of the tuberculin skin test used and the prevalence of tuberculosis in the different patient groups. To be eligible for review, trials had to include a human population with latent tuberculosis infection, an intervention involving random allocation of participants to receive either daily treatment with rifampin plus isoniazid or daily treatment with isoniazid, and the following outcomes: (1) frequency of active tuberculosis, which was defined either microbiologically (preferably by culture) or histologically, or as a clinical syndrome consisting of typical symptoms (as assessed by chest radiography and documented by response to treatment), (2) frequency of serious adverse drug reactions requiring cessation of the study drug, and/or (3) death. For HIV-infected patients or otherwise immunocompromised patients, anergy testing has been used to assist in guiding the treatment of individuals in countries where the prevalence of tuberculosis is high [1].

Search strategy. We searched published information in MEDLINE (January 1966 to June 2004), Embase (up to June 2004), and the Cochrane Controlled Trial Register (Cochrane Library 2004, issue 2). In addition, we searched for unpublished information (up to June 2004) in the following databases: Conference Papers Index (the Cambridge Scientific Abstracts Internet database), AIDS and Cancer Research Abstracts, and ClinicalTrials.gov. The search strategy is depicted in figure 1. We scanned the reference lists of all relevant articles to ensure that all completed trials had been identified.

Review procedure. Two reviewers (J.E. and V.V.) considered trials for inclusion in the analysis, and data were collated and checked by both reviewers and were abstracted in a pre-tested, predefined form. Discrepancies were resolved by consensus. The quality of each trial included in the present analysis was graded by use of a validated score that includes the following items [6]: randomization of participants, double-blind evaluation, and a full description of participants who withdrew from or dropped out of the trial. The scoring gives 1 point for

each item present. If randomization is concealed and the method of double-blind evaluation (e.g., use of identical placebo, active placebo, or dummy) is appropriate, the study is assigned 1 additional point, thus yielding a score of 0–5 points.

Statistical analysis. We used the κ statistic to measure the chance-corrected agreement between the 2 independent reviewers with regard to trial inclusion and quality assessment [7]. Treatment effects were summarized as risk differences with 95% CIs, and they were pooled using the DerSimonian and Laird random-effects model [8]. Risk difference values of zero denoted no difference for the outcome. Analysis was performed according to the intention-to-treat principle. To demonstrate equivalence between regimens, the 95% CI of the risk difference should be within -5% to 5% . These values were selected on the basis of the recommendations of the limits of equivalence proposed by the European Agency for the Evaluation of Medicinal Products [9]. The heterogeneity of treatment effects between studies was investigated using the Cochran Q test (a χ^2 test for heterogeneity) and I^2 statistics. “ I^2 ” denotes the percentage of total variation across the studies that is the result of heterogeneity rather than chance (an I^2 value of 0% denotes no observed heterogeneity, and greater I^2 values denote increasing heterogeneity) [10]. The subgroup analysis planned to explore possible sources of heterogeneity, including HIV status, duration of treatment, and trial quality. We assessed for the presence of publication bias by use of a funnel plot [11]. All analyses were performed using RevMan software, version 4.2 (The Cochrane Collaboration).

RESULTS

Trials included in the analysis. The present analysis is based on 5 randomized controlled trials that comprised 1926 adult participants [12–16] (figure 1). The agreement between the 2 reviewers showed that $\kappa = 1$ for inclusion of trials and that $\kappa = 0.79$ for the 5 methodological aspects considered. The quality of 2 of the trials [12, 16] was rated as 5 points (the highest score), and the quality of the 3 remaining trials was rated as 2 points [13–15]. Table 1 provides information about the characteristics of the trials included in the analysis. In each of the trials, the prognosis variables were equally distributed between groups at the beginning of the trial.

Three trials included subjects with HIV infection ($n = 1390$), and 2 trials included patients without HIV infection or patients who had not been tested for HIV infection ($n = 536$). Two trials used isoniazid regimens of >6 months’ duration; the 3 remaining trials used regimens of 6 months’ duration. Adherence to treatment was reported in 4 of 5 trials, and it was reported as being equal or greater among patients receiving short-course treatment with rifampin plus isoniazid than among patients receiving standard therapy with isoniazid. One

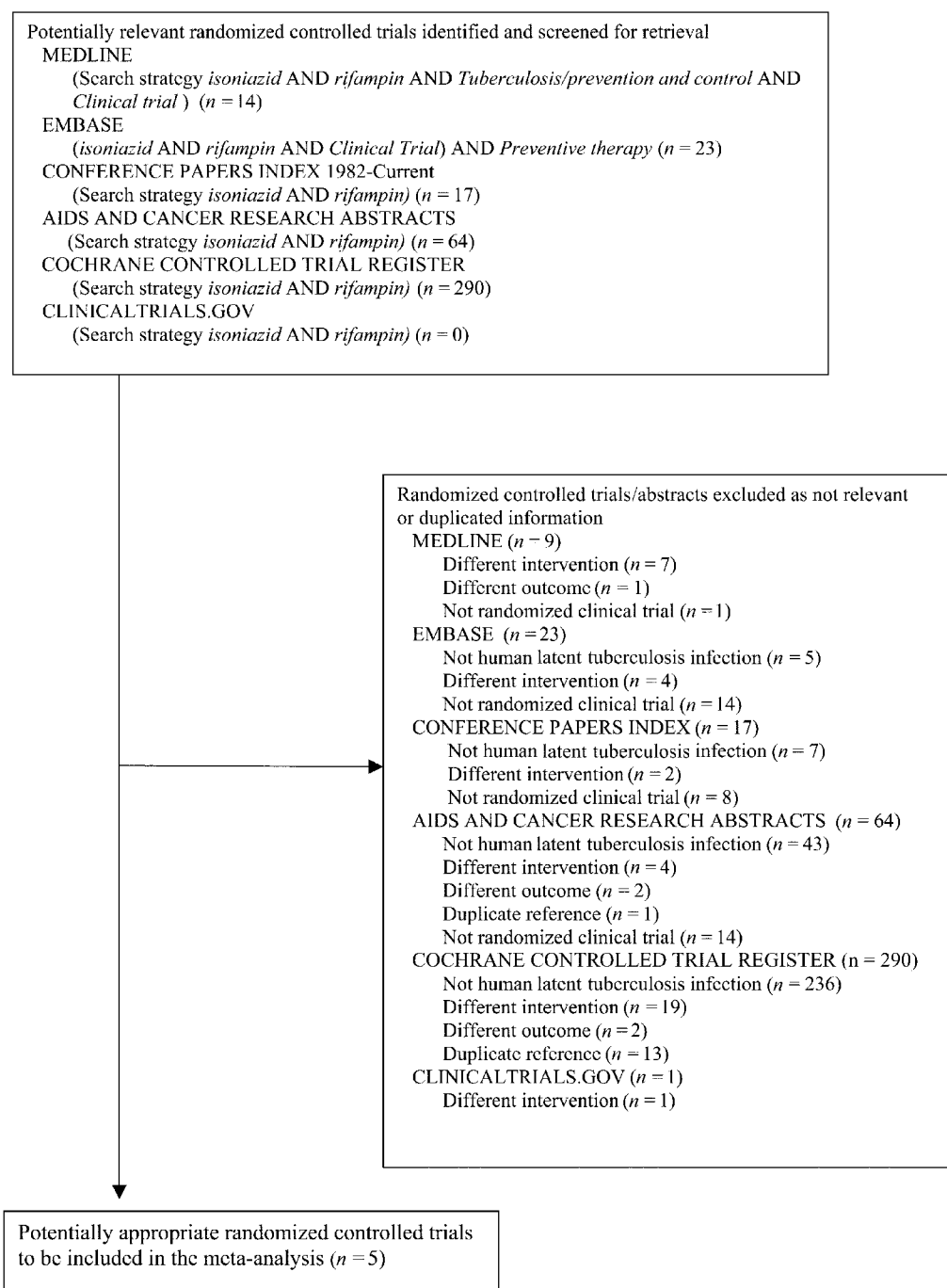


Figure 1. Results of the search for trials for inclusion in the present analysis, as well as reasons for exclusion of trials from analysis

trial was conducted in Uganda, 1 in Hong Kong, and 3 in Spain (table 1).

The present analysis included 972 patients treated with rifampin and isoniazid and 954 patients treated with isoniazid. The mean duration of follow-up varied from 13 to 36.51 months. Funnel plot analysis failed to suggest significant publication bias.

Incidence of tuberculosis. A total of 41 patients (4.2%) who

received therapy with rifampin plus isoniazid developed tuberculosis, compared with 39 patients (4.1%) who received standard therapy with isoniazid. Overall, the frequency of tuberculosis was equivalent among patients receiving each regimen (pooled risk difference, 0%; 95% CI, -1% to 2%) (figure 2). The result of the test for heterogeneity among trials was not statistically significant (I^2 , 0%; P = .83).

Side effects requiring drug withdrawal. A total of 48 pa-

Table 1. Characteristics of randomized controlled trials that included comparisons of short-course therapy with rifampin (Rif) plus isoniazid (INH) with standard therapy with INH for the treatment of latent tuberculosis.

Trial (country) [reference]	Trial quality score ^a	Trial participants	PPD skin test and/or anergy testing result	Patient adherence rate, %			Participants who completed the trial, by regimen received			Intervention	Mean follow-up, months	Outcome
				Rif+INH	INH	Overall	Rif+INH, %	INH, %	All, n/N (%) ^b			
Hong Kong Chest Service (China) [12]	5	Patients with silicosis who did not undergo HIV testing	Induration of ≥10 mm (86% of patients)	76	73	NA	66	67	227/340 (67)	Rif (600 mg) plus INH (300 mg) daily for 3 months, compared with INH (300 mg) daily for 6 months	36.5	Development of active tuberculosis (culture confirmed for 84% of patients); severe side effects; death
Martinez-Alfaro et al. (Spain) [13]	2	HIV-negative patients or patients who did not undergo HIV testing	Induration of ≥5 mm (tuberculosis contacts; 85% of patients), ≥10 mm (with risk factors; 10% of patients), or ≥15 mm (without risk factors; 5% of patients)	63	57	NA	97	89	196/196 (100)	Rif (600 mg) plus INH (300 mg) daily for 3 months, compared with INH (300 mg) daily plus vitamin B ₆ (50 mg) for 9 months	16	Development of active tuberculosis (culture confirmed for 100% of patients); severe side effects; death
Martinez-Alfaro et al. (Spain) [14]	2	HIV-infected patients	Induration of ≥5 mm (35% of patients); anergy (7 antigens not specified; 65% of patients)	97	89	NA	80	75	124/133 (93)	Rif (600 mg) plus INH (300 mg) daily for 3 months, compared with INH (300 mg) daily plus vitamin B ₆ (50 mg) for 12 months	17	Development of active tuberculosis (culture confirmed for unknown percentage of patients); severe side effects
Rivero et al. (Spain) [15]	2	HIV-infected patients	Anergy (skin induration of 0 mm) for tuberculin, <i>Candida albicans</i> antigen, and parotitis antigen testing	69	65	NA	73	82	134/165 (81)	Rif (600 mg) plus INH (300 mg) daily for 3 months, compared with INH (300 mg) daily for 6 months	13	Development of active tuberculosis (culture confirmed for 100% of patients); severe side effects; death
Whalen et al. (Uganda) [16]	5	HIV-infected patients	Included only patients with induration of ≥5 mm (100% of patients)	NA	NA	75	86	88	950/1092 (87)	Rif (600 mg) plus INH (300 mg) daily for 3 months, compared with INH (300 mg) daily for 6 months	15	Development of active tuberculosis (culture confirmed for 50% of patients); severe side effects; death

NOTE. PPD, protein purified derivative.

^a As defined by Jadad et al. [6].

^b No. of participants who completed the trial/total no. of participants in the trial (% of total participants who completed the trial).

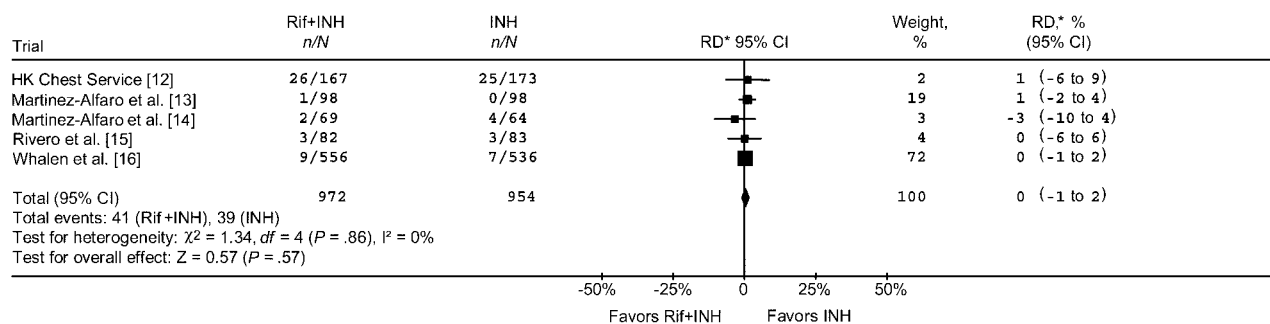


Figure 2. Pooled risk difference (RD) for development of active tuberculosis. HK, Hong Kong; I^2 , percentage of total variation across the studies that is the result of heterogeneity rather than chance; INH, isoniazid; n/N , total no. of trial participants who developed tuberculosis/total no. of trial participants who received the regimen specified; Rif, rifampin; weight, contribution of the study to the overall result. *, RDs pooled using a random-effects model.

tients (4.9%) who received rifampin plus isoniazid required drug withdrawal because of severe side effects, compared with 46 patients (4.8%) who received standard therapy with isoniazid. Table 2 shows the proportion of side effects associated with required drug discontinuation among the trials. Although some trials provided a detailed description of the type and severity of side effects that resulted in drug discontinuation [13–15], it was difficult to gather such information from the remaining trials [12, 16]. Drug-related mortality was not among the side effects.

The summary estimate pooling all side effects requiring drug withdrawal indicated a trend toward an increased risk associated with the regimen of rifampin plus isoniazid, compared with the standard regimen of isoniazid (pooled risk difference, -1%; 95% CI, -7% to 5%) (figure 3A). Because the 95% CIs were greater than the prespecified margin of equivalence, it was not possible to conclude that both regimens were equally safe. Nevertheless, there was statistically significant heterogeneity among the trials (I^2 , 78.1%; $P = .001$). To assess the source of heterogeneity, we performed 3 predefined subanalyses that compared (1) HIV-positive patients with HIV-negative patients or patients who had not undergone HIV testing, (2) standard therapy with isoniazid for 6 months versus >6 months, and (3) high-quality trials versus trials of moderate to low quality. The quality of the trials proved to be the source of heterogeneity.

In high-quality trials (74% of the sample size) and in trials in which assessors were blinded to outcome [12, 16], both regimens proved to be equally safe (pooled risk difference, 2%; 95% CI, 1%–3%; I^2 , 0%; $P = .54$) (figure 3B). However, in trials of low to moderate quality [13–15], statistically significant heterogeneity remained (pooled risk difference, -2%; 95% CI, -16% to 12%; I^2 , 82.9%; $P = .003$).

Mortality. Three trials (comprising 1390 patients) provided data on mortality. A total of 67 patients (9.5%) who received therapy with rifampin plus isoniazid died, compared with 71 patients (10.4%) who received standard therapy with isoniazid. The pooled risk difference for death was -1% (95% CI, -4% to 2%). There was no statistically significant heterogeneity among the trials (I^2 , 2.7%; $P = .36$) (figure 4).

DISCUSSION

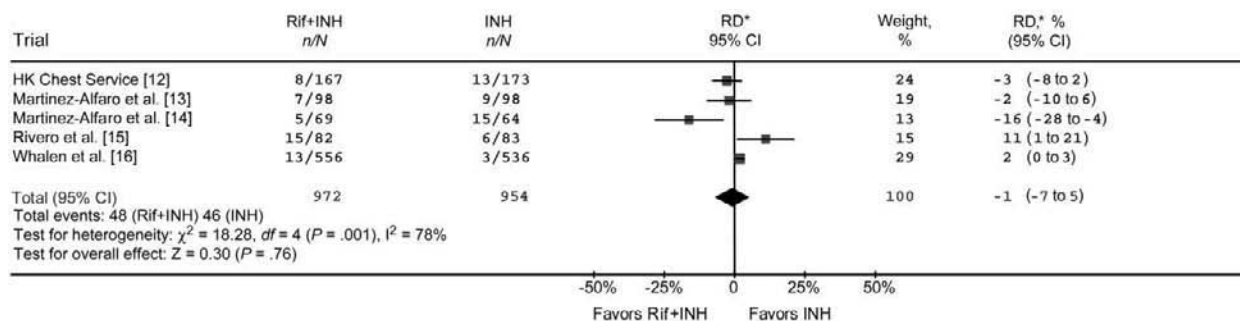
The present meta-analysis shows that a 3-month regimen of rifampin plus isoniazid and a standard 6–12-month regimen of isoniazid were equivalent in terms of effectiveness and safety. Although there was significant heterogeneity among the trials with regard to the outcome of severe adverse drug reactions, a subanalysis that included only high-quality studies in which assessors were blinded to outcome showed that both regimens were equally safe.

Table 2. Severe side effects requiring drug discontinuation, according to therapy received.

Trial [reference]	Hepatotoxicity		Rash		Gastrointestinal intolerance		Other		Not specified		Total	
	Rif + INH	INH	Rif + INH	INH	Rif + INH	INH	Rif + INH	INH	Rif + INH	INH	Rif + INH	INH
Hong Kong Chest Service [12]	8 (5)	13 (8)	8 (5)	13 (8)
Martinez-Alfaro et al. [13]	6 (6)	8 (8)	1 (1)	0 (0)	0 (0)	1 (1)	0 (0)	0 (0)	0 (0)	0 (0)	7 (10)	9 (13)
Martinez-Alfaro et al. [14]	4 (6)	11 (18)	1 (1)	4 (6)	5 (7)	15 (24)
Rivero et al. [15]	1 (1)	4 (5)	7 (8)	1 (1)	5 (6)	1 (1)	2 (2)	0 (0)	0 (0)	0 (0)	15 (18)	6 (7)
Whalen et al. [16]	13 (2)	3 (1)	13 (2)	3 (1)

NOTE. Data are the no. (%) of patients who required drug discontinuation because of a severe side effect. INH, isoniazid; Rif, rifampin.

A Overall results



B Results of high-quality trials

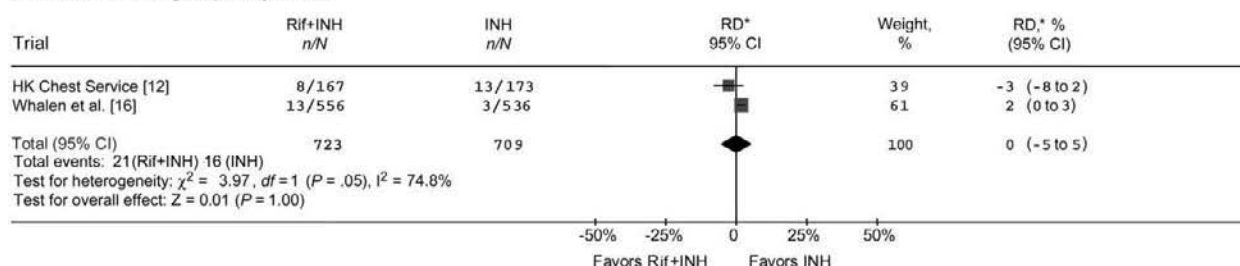


Figure 3. Pooled risk difference (RD) for development of severe adverse effects. HK, Hong Kong; I^2 , percentage of total variation across the studies that is the result of heterogeneity rather than chance; INH, isoniazid; n/N , total no. of trial participants who developed severe adverse effects and required drug discontinuation/total no. of trial participants who received the regimen specified; Rif, rifampin; weight, contribution of the study to the overall result. *, RDs pooled using a random-effects model.

The strengths of the present analysis include its explicit inclusion and exclusion criteria (limiting eligible studies to randomized trials), a comprehensive literature search, and a sample size large enough to detect clinically meaningful differences. The sample size, which was estimated under the assumption of an average efficacy of isoniazid of 60% [17, 18] and an 80% power to detect a difference of $\leq 5\%$ in the outcomes evaluated between the standard regimen of isoniazid and the multiple-drug regimen, required at least 749 subjects in each group.

However, there are some limitations associated with the results of the present analysis, as well as their interpretation. The quality of the trials varied considerably, which could lead to

bias [19]. There was only 1 randomized trial that specified concealed randomization, and there were only 2 trials in which assessors were blinded to the outcomes. However, these differences in quality were identified as a cause for heterogeneity among trials only with regard to the outcome for severe side effects. That the mean duration of follow-up also varied throughout the trials (from 13 to 36.51 months) could explain the higher rates of tuberculosis observed in the study from Hong Kong [12]. There were also differences in the percentages of patients lost to follow-up, although this percentage was $<20\%$ in 4 of 5 trials (1586 patients). In addition, trials reported that the rate of adherence to either drug regimen was equal or

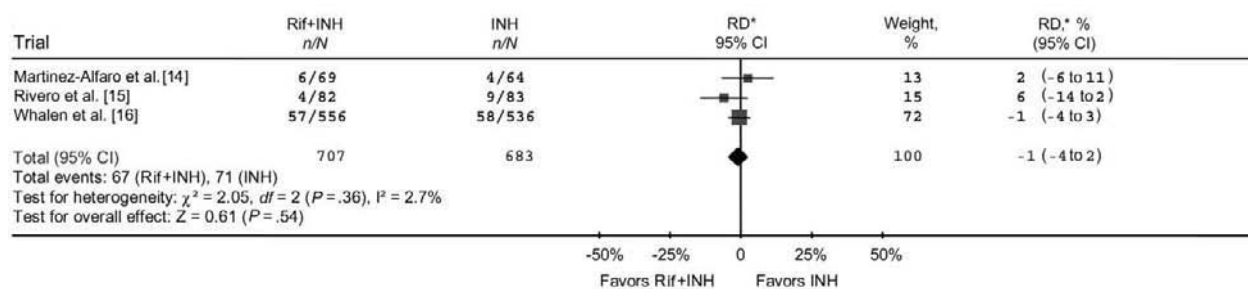


Figure 4. Pooled risk difference (RD) for death. HK, Hong Kong; I^2 , percentage of total variation across the studies that is the result of heterogeneity rather than chance; INH, isoniazid; n/N , total no. of trial participants who died/total no. of trial participants who received the regimen specified; Rif, rifampin; weight, contribution of the study to the overall result. *, RDs pooled using a random-effects model.

greater among patients receiving short-course therapy than among patients receiving standard therapy. Only a very small proportion of patients had negative results of tuberculin skin tests (not anergy); therefore, it was not possible to perform a subanalysis to evaluate the efficacy of these regimens as prophylaxis instead of treatment for latent tuberculosis infection. In spite of these shortcomings, there is enough burden of evidence to assume the equivalence of both regimens.

The choice of which regimen to implement in clinical practice will likely depend on anticipated adherence, cost, availability of drugs, and prevalence of drug resistance in the population. In addition to an equivalent effectiveness, compared with standard isoniazid therapy, short-course regimens of rifampin plus isoniazid could provide a priori greater adherence, equivalent cost (because of the reduced number of clinical and liver monitoring tests required), and good access to therapy (because of the existence of commercialized coformulations).

Acknowledgments

We thank Richard Wenzel and Gordon Guyatt for their comments on a previous draft of this article.

Potential conflicts of interest. J.E. and V.V.: no conflicts.

References

1. American Thoracic Society and Centers for Disease Control and Prevention. Targeted tuberculin testing and treatment of latent tuberculosis infections. *Am J Respir Crit Care Med* **2000**; 161:S221–47.
2. Ferebee SH. Controlled chemoprophylaxis trials in tuberculosis: a general review. *Bibl Tuberc* **1970**; 26:28–106.
3. Fatal and severe hepatitis associated with rifampin and pyrazinamide for the treatment of latent tuberculosis infection—New York and Georgia, 2000. *MMWR Morb Mortal Wkly Rep* **2001**; 50:289–91.
4. Update: fatal and severe liver injuries associated with rifampin and pyrazinamide for latent tuberculosis infection, and revisions in American Thoracic Society/CDC recommendations—United States 2001. *MMWR Morb Mortal Wkly Rep* **2001**; 50:733–5.
5. Joint Tuberculosis Committee of the British Thoracic Society. Chemotherapy and management of tuberculosis in the United Kingdom: recommendations 1998. *Thorax* **1998**; 53:536–48.
6. Jadad AR, Moore RA, Carroll D, et al. Assessing the quality of reports of randomized clinical trials: is blinding necessary? *Control Clin Trials* **1996**; 17:1–12.
7. Cohen J. Weighted kappa: nominal scale agreement with provision for scaled disagreement or partial credit. *Psychol Bull* **1968**; 70:213–20.
8. DerSimonian R, Laird N. Meta-analysis in clinical trials. *Control Clin Trials* **1986**; 7:177–88.
9. The European Agency for the Evaluation of Medicinal Products. Evaluation of medicines for human use: points to consider on the choice of non-inferiority margin. <http://www.emea.eu.int/pdfs/human/ewp/215899en.pdf>. Accessed 4 June 2004.
10. Higgins JPT, Thompson SG, Deeks JJ, Altman DG. Measuring inconsistency in meta-analyses. *BMJ* **2003**; 327:557–60.
11. Sterne JAC, Egger M, Smith GD. Systematic reviews in health care: investigating and dealing with publication and other biases in meta-analysis. *BMJ* **2001**; 323:101–5.
12. Hong Kong Chest Service/Tuberculosis Research Centre, Madras/British Medical Research Council. A double-blind placebo-controlled clinical trial of three antituberculosis chemoprophylaxis regimens in patients with silicosis in Hong Kong. *Am Rev Respir Dis* **1992**; 145:36–41.
13. Martinez-Alfaro E, Solera J, Serna E, et al. Compliance, tolerance and effectiveness of a short chemoprophylaxis regimen for the treatment of tuberculosis [in Spanish]. *Med Clin (Barc)* **1988**; 111:401–4.
14. Martinez-Alfaro E, Cuadra F, Solera J, et al. Evaluation of 2 tuberculosis chemoprophylaxis regimens in patients infected with human immunodeficiency virus [in Spanish]. The GECMEI Group. *Med Clin (Barc)* **2000**; 115:161–5.
15. Rivero A, López-Cortés L, Castillo R, et al. Randomized trial of three regimens to prevent tuberculosis in HIV-infected patients with anergy [in Spanish]. *Enferm Infecc Microbiol Clin* **2003**; 21:287–92.
16. Whalen CC, Johnson JL, Okwera A, et al. A trial of three regimens to prevent tuberculosis in Ugandan adults infected with the human immunodeficiency virus. *N Engl J Med* **1997**; 337:801–8.
17. Smieja MJ, Marchetti CA, Cook DJ, Smail FM. Isoniazid for preventing tuberculosis in non-HIV infected persons. *Cochrane Database Syst Rev* **2000**; 2:CD001363.
18. Bucher HC, Griffith LE, Guyatt GH, et al. Isoniazid prophylaxis for tuberculosis in HIV infection: a meta-analysis of randomized controlled trials. *AIDS* **1999**; 13:501–7.
19. Schultz KF, Chalmers I, Grimes DA, Altman DG. Assessing the quality of randomization from reports of controlled trials published in obstetrics and gynecology. *JAMA* **1994**; 272:125–8.