

Effects of invading vendace (*Coregonus albula* L.) on species composition and body size in two zooplankton communities of the Pasvik River System, northern Norway

Thomas Bøhn and Per-Arne Amundsen¹

Norwegian college of Fisheries Science, University of Tromsø, N-9037 Tromsø, Norway

¹To whom correspondence should be addressed

Abstract. Species composition and body-size distribution were studied in the crustacean zooplankton communities of two limnologically similar lake localities situated 50 km apart in the Pasvik River System, northern Norway. A recent invasion and successive downstream expansion of vendace (*Coregonus albula*), a specialized zooplanktivorous fish, allowed comparisons between sites with different predation pressures. Vendace had established a high population density and was the dominant fish species in the pelagic of the upper locality, but had just invaded the lower locality with a small number of individuals. Whitefish (*Coregonus lavaretus*), a closely related but less specialized zooplanktivore species, dominated the native fish community of both lakes. The zooplankton community of the upper locality was dominated in June and August by *Bosmina longirostris*, the smallest zooplankton species represented in the water course, and in September by *Daphnia cristata*. The lower locality was dominated by the larger *Holopedium gibberum* and *Eudiaptomus graciloides* in June, by *D. cristata* in August, and by *D. cristata* and *B. longirostris* in September. The mean body size of the three most abundant cladoceran species was significantly smaller in the upper locality, compared to the lower locality. It was concluded that the invasion and establishment of a dense vendace population in the upper locality had increased the predation pressure in the pelagic, resulting in a reduction of body size and a shift towards smaller species in the zooplankton community.

Introduction

Two main controlling mechanisms may influence the structure and dynamics of zooplankton communities: the physical and chemical environment, by providing a certain level of available nutrients, limits the production (Wetzel, 1983), while predation from fish and invertebrates may modify both species composition and size structure (Hall *et al.*, 1976; Gliwicz and Pijanowska, 1989). Increased predation pressure from fish generally leads to a reduction or elimination of large zooplankton species and to a reduced body size (Hrbáček *et al.*, 1961; Hrbáček, 1962; Brooks and Dodson, 1965; Nilsson and Pejler, 1973; Threlkeld, 1979; Lazzaro, 1987). Studies of predation effects on zooplankton communities are usually based on comparisons between water bodies in which a fish predator is present or absent (e.g. Brooks and Dodson, 1965; Hall *et al.*, 1976). Such studies can be carried out when a predator invades a new area, or arranged experimentally by introducing a predator to ponds or natural systems (Vooren, 1972; Nilsson, 1978). Invasions and artificial introductions of exotic fish species can be viewed as experimental disturbances that may increase the understanding of community structuring (Simberloff, 1981; Pimm, 1989; Ross, 1991). However, the negative effects that frequently follow fish introductions (Herbold and Moyle, 1986) have been met by international agreements aimed to reduce the outspread of exotic species (WRI/IUCN/UNEP, 1992). Thus, when new introductions accidentally occur, a

strong effort should be made to extract as much knowledge as possible from the event (Evans *et al.*, 1987).

The present study is related to a recent invasion of vendace (*Coregonus albula* L.), a highly specialized zooplanktivore fish species (Ekstrøm, 1975; Hamrin, 1983; Viljanen, 1983; Kankaala *et al.*, 1990), into the Pasvik River System in northern Norway. The natural distribution of vendace does not include northern Fennoscandia, but in the 1960s the species was translocated and introduced into tributaries of Lake Inari, northern Finland (Mutenia and Salonen, 1992). In Lake Inari, vendace reached a high population density in the second half of the 1980s (Mutenia and Ahonen, 1990), and from there it has migrated downstream into the Pasvik River System, where it was registered for the first time in 1989. The pelagic fish communities in the Pasvik River System were originally dominated by whitefish (*Coregonus lavaretus* L.), a species closely related to vendace, but less efficient as a zooplanktivore (Svårdson, 1976). As vendace invaded the upper part of the water course, it replaced whitefish as the dominant fish species in the pelagic zone (Amundsen *et al.*, 1993). The gradual downstream expansion of vendace in the Pasvik River System opened the possibility to study the consequences of a large-scale 'natural experiment', comparing zooplankton communities of lake localities with and without vendace. Accordingly, two lake localities were investigated in 1993: one in the upper part of the water course where vendace had reached a high population density; the other in the lower part of the water course, where a low abundance of vendace was registered for the first time that year. We assumed that the invasion and establishment of a dense vendace population would increase the predation pressure on zooplankton, and we hypothesized that the increased predation pressure would change the zooplankton community towards smaller species and individuals.

Study area and fish communities

The Pasvik River System belongs to three countries. It originates from Lake Inari (1102 km²) in Finland, runs into Russia, and then defines the borderline between Norway and Russia for ~120 km (Figure 1). The Norwegian–Russian part of the river system has a total area of 142 km², a catchment area of 18 404 km² and a mean annual water flow of ~175 m³ s⁻¹. Altogether, there are seven water impoundments in the water course. Most rapids and waterfalls have disappeared, and today the river system consists primarily of lakes and reservoirs. The water level fluctuations are small, usually <80 cm. The ice-free season in the lakes and reservoirs lasts from late May/beginning of June to the end of October/early November. The lakes and reservoirs in the water course are oligotrophic with some humic impacts, the Secchi depth ranging from 2.1 to 5.5 m (Table I). The geology in the region is dominated by bedrock, mainly containing gneiss, and a birch and pinewood landscape with stretches of boggy land surrounds the water course. Annual mean air temperature is low (–3°C), and minimum and maximum monthly mean temperatures are –13.5 and +14.0°C, respectively. The precipitation in the area is low, with an annual mean of 358 mm.

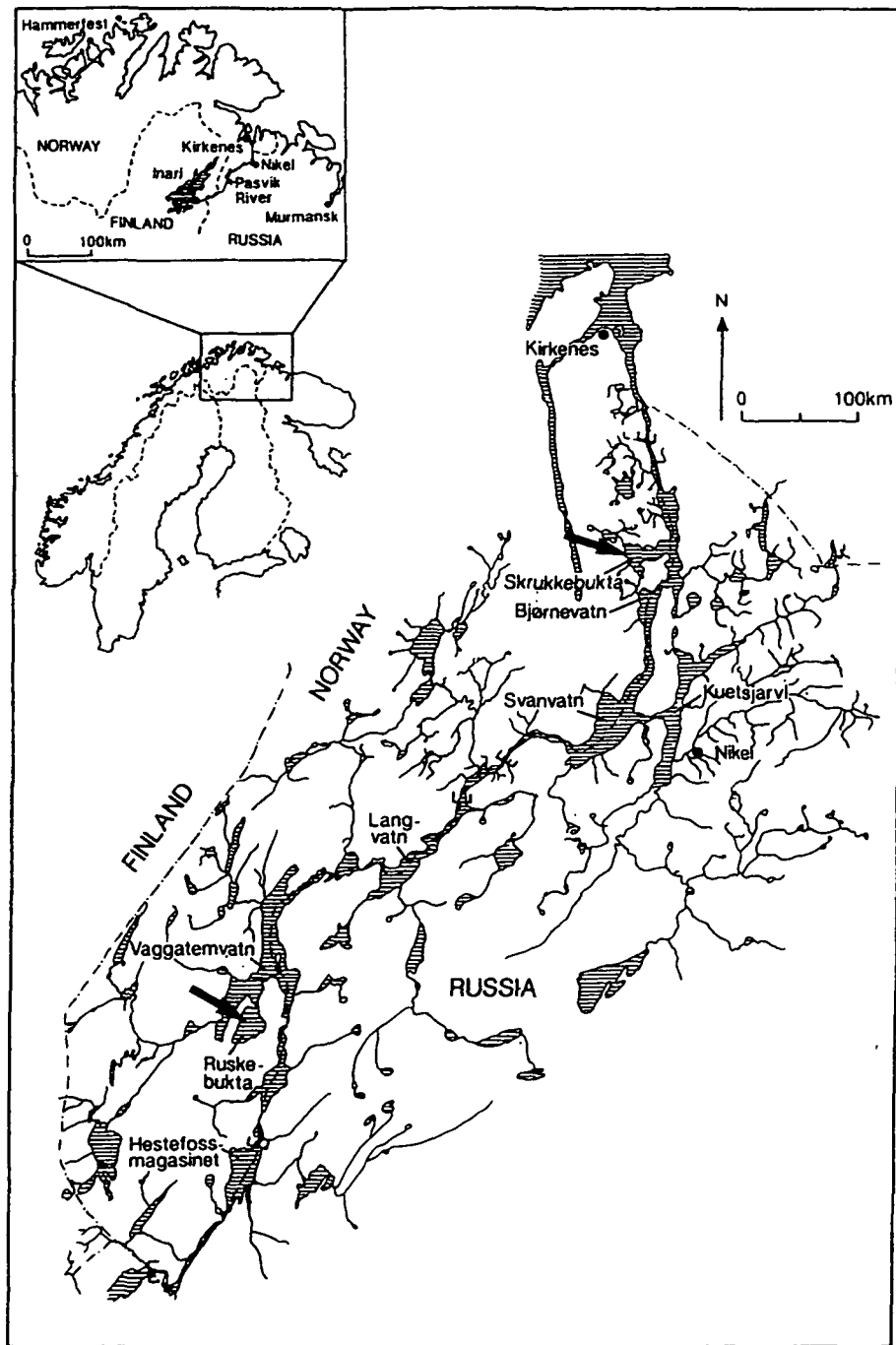


Fig. 1. Map of the Pasvik River System. Arrows show the upper (Ruskebukta) and lower localities (Skrukkebukta).

Table I. Secchi depth (in metres) for the two localities through the season

	June	August	September
Upper locality	2.1	2.3	2.9
Lower locality	3.5	4.7	5.5

Two different lake localities, situated ~50 km apart in the water course, were investigated: Ruskebukta in the upper part and Skrukkebukta in the lower (Figure 1). Both basins are located beside the main path of the Pasvik River System, and have negligible water flow. Ruskebukta (69°13'N, 29°14'E; 52 m a.s.l.) has an area of 5.3 km² and a maximum depth of 15 m. Skrukkebukta (69°33'N, 30°7'E; 21 m a.s.l.) has an area of 6.6 km² and a maximum depth of 19 m. The water chemistry of the two lakes is similar (Table II).

Altogether, 15 species of fish have been recorded in the Pasvik River System. The most commonly occurring native species are whitefish (*Coregonus lavaretus sensu lato*), perch (*Perca fluviatilis*), pike (*Esox lucius*), burbot (*Lota lota*) and brown trout (*Salmo trutta*). The whitefish consists of two different morphs, differentiated by the morphology and number of gill rakers, here referred to as densely and sparsely rakered whitefish. The densely rakered whitefish has numerous long and narrowly spaced gill rakers (mean number 33.0, SD = 2.82, $n = 423$), whereas the sparsely rakered form has fewer, shorter and more widely spaced rakers (mean number 23.1, SD = 3.65, $n = 213$). Gill raker counts on vendace showed a mean number of 41.3 (SD = 3.37, $n = 65$). According to Reshetnikov (1980), the two whitefish forms may be referred to as *C. lavaretus lavaretus* (densely rakered whitefish) and *C. lavaretus pidschian* (sparsely rakered), whereas Svärdson (1957, 1979) described these forms as two different species: *C. lavaretus* and *C. nasus*, respectively. The densely rakered whitefish usually occupies the pelagic zone, feeding predominantly on zooplankton, whereas the sparsely rakered form mainly feeds on zoobenthos in littoral and profundal habitats (Amundsen, 1988). Prior to the invasion of vendace, whitefish was the dominant fish species both in the pelagic, profundal and littoral habitats of the lakes and reservoirs in the Pasvik River System. In the pelagic zone, the densely rakered whitefish, hereafter referred to as whitefish, constituted, on average, >95% of the total catches (Amundsen *et al.*, 1993). The mean catch per unit effort in the pelagic (sum of vendace and whitefish) through the season in 1993 was similar in the upper and lower locality: 33 and 30 fish per 100 m² per 12 h, respectively.

Table II. Limnological data from the two localities in 1991 (from Langeland, 1993)

	Date	Turbidity	Conductance	pH	Alk	Ca	Na	Cl	NO ₃ -N
			(μS cm ⁻¹)		(μekv l ⁻¹)	(mg l ⁻¹)	(mg l ⁻¹)	(mg l ⁻¹)	(μg l ⁻¹)
Upper locality	30/6	2.10	32.6	6.83	177	2.21	1.71	1.75	3
Upper locality	8/9	4.60	33.5	6.43	167	2.44	1.77	1.66	6
Lower locality	1/7	1.40	43.1	6.97	199	2.87	2.07	1.74	12
Lower locality	8/9	0.85	41.4	6.93	200	3.35	1.94	1.76	8

Method

Sampling activity was performed in the upper and lower locality in June, August and September 1993. Fish were sampled using pelagic gillnets with mesh sizes of 8, 10, 12.5, 15, 18.5, 22, 26 and 35 mm (knot to knot). Stomach samples were taken from vendace and whitefish, and conserved in 96% ethanol. Zooplankton were sampled with a 30 l Schindler box using a mesh size of 65 μm , and fixed with Lugol solution. Two parallel samples were taken at 1, 3, 5, 7, 9 and 12 m depth.

In the laboratory, all crustacean species from the zooplankton samples and stomach samples of vendace and whitefish were identified and counted. Five cladoceran species (*Bosmina longirostris* Müller, *Bosmina longispina* Leydig, *Daphnia cristata* Sars, *Holopedium gibberum* Zaddach and *Leptodora kindtii* Focke) and four copepods (*Cyclops scutifer* Sars, *Eudiaptomus graciloides* Liljeborg, *Heterocope appendiculata* Sars and *Megacyclops gigas* Claus) were found. Body lengths (from the top of the head to the base of the caudal spine) of egg-bearing females and immatures, both from plankton and stomach samples, were measured for the three most abundant cladoceran species. A binocular microscope with 50 \times magnification was used for counting and measuring. Differentiation between the two species of *Bosmina* was impossible in most stomachs, and a combined selection estimate of *Bosmina* spp., therefore, replaced separate estimates for each species. Selection indices were calculated for both fish species, considering the six most important crustacean taxa using Manly's index (α) (Manly *et al.*, 1972):

$$\alpha_i = (r_i/j_i)/\sum_{i=1}^n (r_i/j_i), i = 1, 2, \dots, n$$

which can be modified to range from -1 to +1, with positive selection above and negative selection below zero (Chesson, 1983):

$$\alpha N_i = n\alpha_i - 1/(n-2)\alpha_i + 1, i = 1, 2, \dots, n$$

where αN_i is selection on species i , r_i is the proportion of species i from the diet of the fish, j_i is the proportion of species i from the environment and n is the number of species. When $\alpha N_i = 0$, the selection is random, but it is reasonable also to include low values of αN_i in the random category. αN_i between +0.3 and -0.3 was thus considered as random selection.

Results

Zooplankton species composition

Upper locality (high vendace density). *Bosmina longirostris* was the dominant species in June and especially in August, when it contributed 80% of the total number in the community (Figure 2). *Daphnia cristata* increased throughout the season and became dominant in September (52%). *Bosmina longispina* and the copepod species *E. graciloides* and *C. scutifer* were present throughout the season

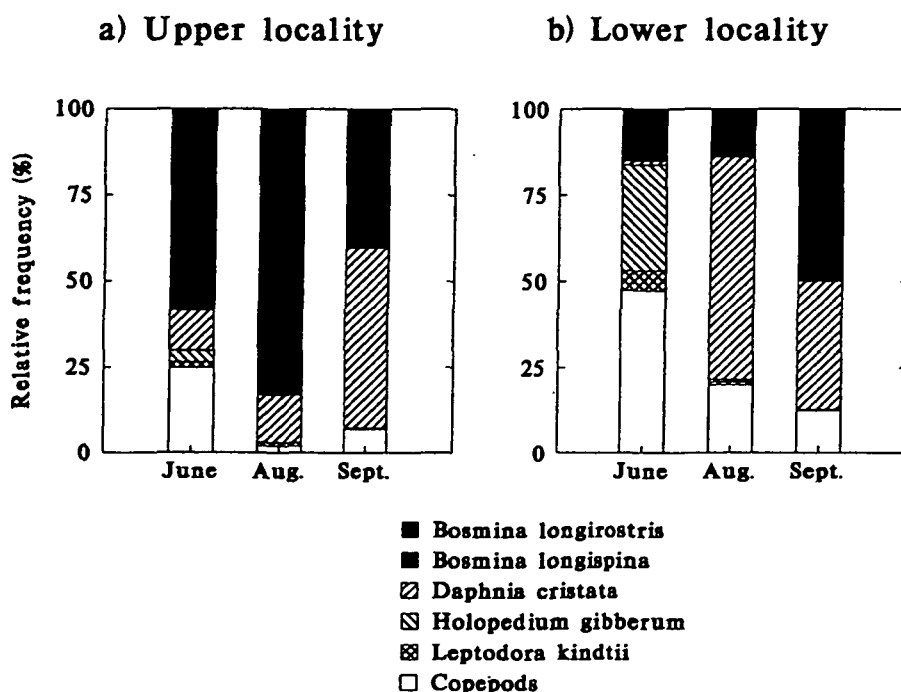


Fig. 2. Relative species composition (from numbers) of zooplankton through the season in the upper and lower localities. Cladoceran species are sorted on size with the smallest species on top. All copepodite stages are included in the copepods.

with highest proportions in June (11 and 24%, respectively). The invertebrate predator *L.kindtii* had the highest densities in June and August, whereas *H.gibberum*, *M.gigas* and *H.appendiculata* were found in small numbers throughout the season.

Lower locality (low vendace density). *Eudiaptomus graciloides* (39%) and *H.gibberum* (30%) made up the major portion of the zooplankton community in June, while *B.longispina* was less frequent and *B.longirostris* relatively rare (Figure 2). In August, *D.cristata* was the dominant species (64%), followed by the copepods and *B.longirostris*. In September, *B.longirostris* (42%) and *D.cristata* (38%) dominated, whereas the copepods and *B.longispina* were less frequent. *Leptodora kindtii*, *M.gigas* and *H.appendiculata* were found at all seasons, but made negligible contributions to the total number of individuals.

Zooplankton species selection by vendace and whitefish

Strong variation in zooplankton selection was found throughout the season, and there were clear differences between the two localities for both fish species (Figure 3). However, within the same locality, the two fish species showed nearly identical patterns of selection for the six zooplankton species studied. Copepods

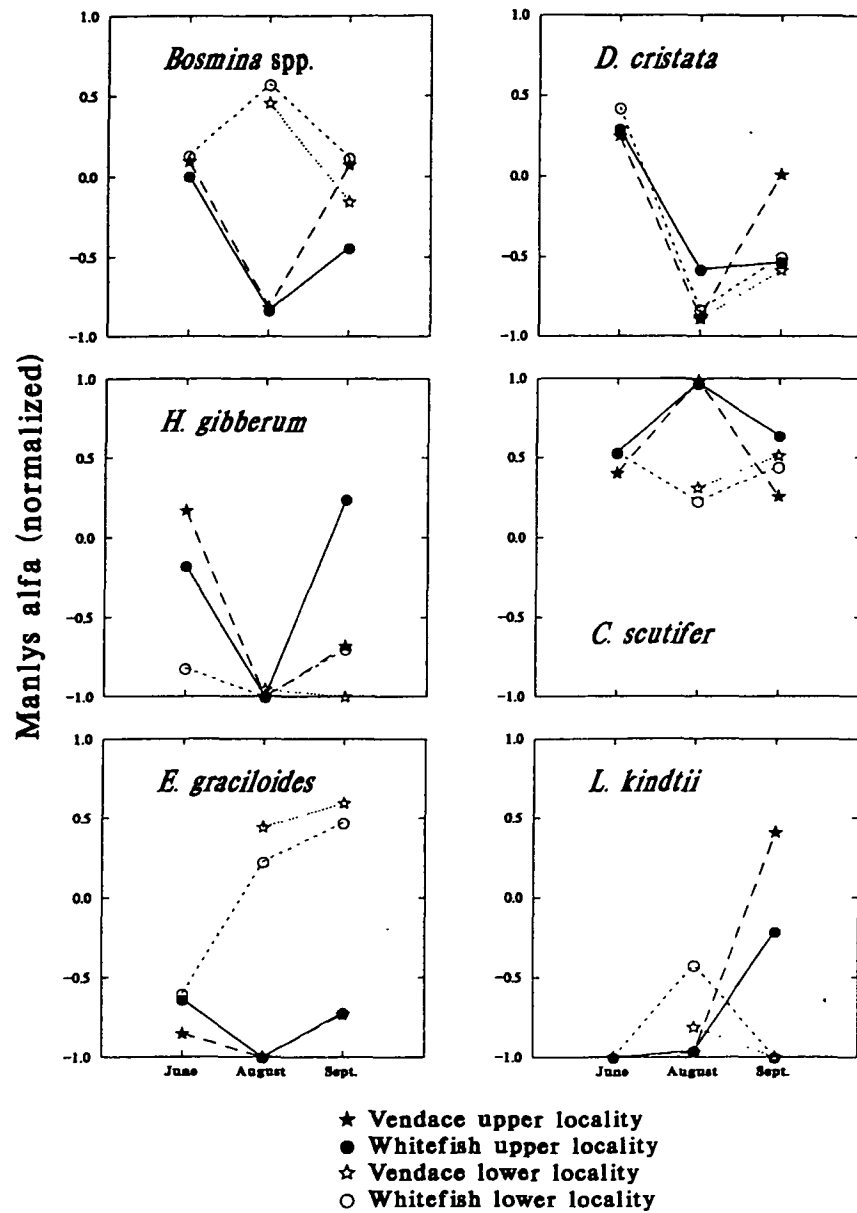


Fig. 3. Selection of zooplankton for vendace and whitefish through the season in the upper and lower localities.

were mainly positively selected, while *D. cristata*, *H. gibberum* and *L. kindtii* were mainly negatively selected. *Bosmina* spp. was randomly to positively selected, except for the upper locality in August, when *B. longirostris* reached a very high density in the environment.

Zooplankton body size in the environment

The ranges in mean body size for egg-bearing females throughout the season, and for both localities, were 0.63–0.81 mm for *D.cristata*, 0.44–0.49 mm for *B.longispina* and 0.30–0.38 mm for *B.longirostris* (Figure 4). All significant differences in mean body size between the two localities were due to smaller individuals in the upper locality. *Daphnia cristata* was smaller in the upper compared to the lower locality in August and September (*t*-test; $P < 0.001$), while *B.longispina* and *B.longirostris* were smaller in August (*t*-test; $P < 0.01$ and $P < 0.001$, respectively). Within the upper locality, both *D.cristata* and *B.longirostris* were significantly smaller in August than in June and September (*t*-test; $P < 0.001$), whereas within the lower locality, there was a significant increase in mean body size of egg-bearing *B.longispina* from June to August (*t*-test; $P < 0.01$).

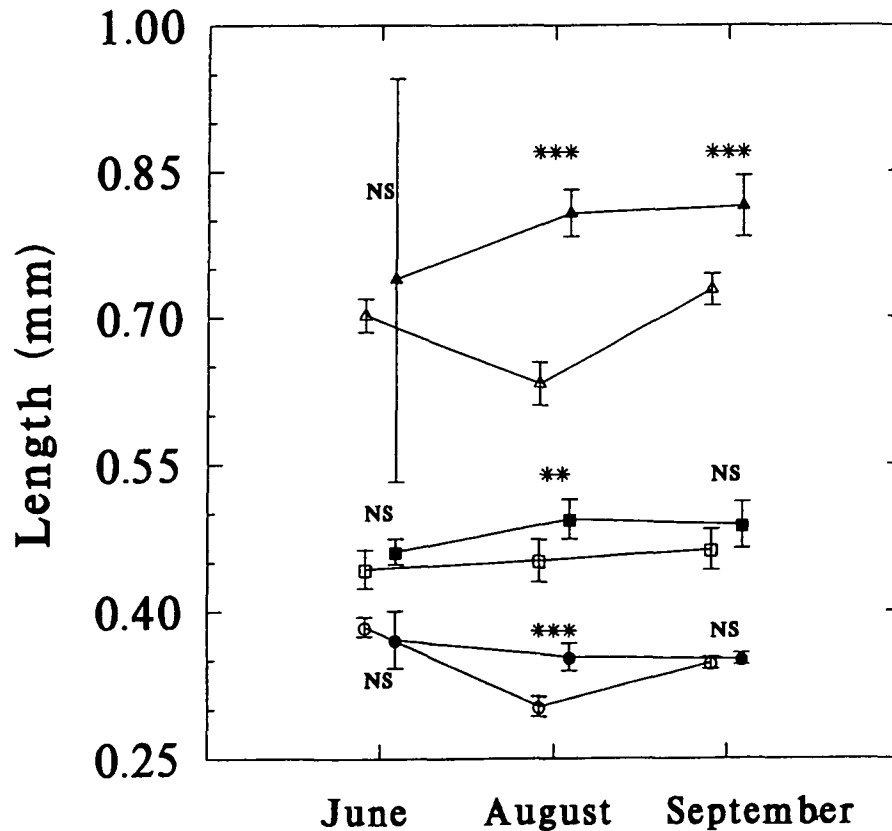


Fig. 4. Body lengths for *D.cristata* (top), *B.longispina* (middle) and *B.longirostris* (bottom) through the season in the upper (open symbols) and lower localities (filled symbols). Mean values with 95% confidence intervals are given for females with eggs. Size differences between the localities are not significant (NS) or significant (** $P < 0.01$; *** $P < 0.001$; *t*-test).

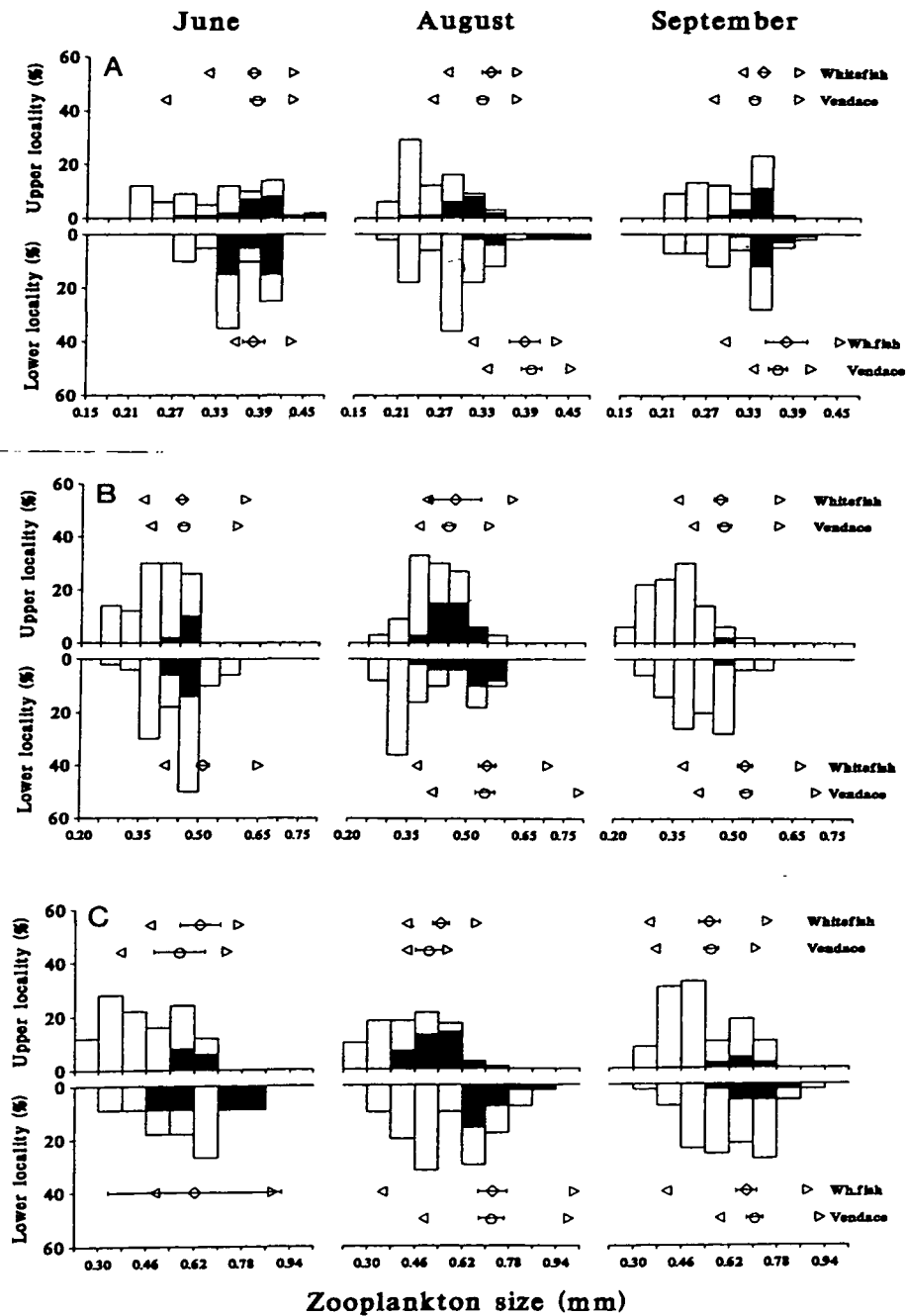


Fig. 5. Relative size distribution of immature (open bars) and mature (filled bars) individuals of (A) *B. longirostris*, (B) *B. longispina* and (C) *D. cristata* in the two localities through the season. Mean size with 95% confidence intervals of eaten zooplankton individuals are given for vendace (○) and whitefish (●). Arrows indicate the minimum (<) and maximum size (>) of each zooplankton species found in the stomachs.

Table III. Differences in size selection between vendace and whitefish, and between eaten individuals from the two localities. The following tests were carried out for mean lengths of *B. longirostris*, *B. longispina* and *D. cristata* (*t*-test; not significant = NS, **P* < 0.05, ****P* < 0.001): ^avendace versus whitefish in the upper locality; ^bvendace versus whitefish in the lower locality; ^cvendace in upper versus vendace in the lower locality; ^dwhitefish in upper versus whitefish in the lower locality

	<i>B. longirostris</i>			<i>B. longispina</i>			<i>D. cristata</i>		
	June	Aug.	Sept.	June	Aug.	Sept.	June	Aug.	Sept.
Upper locality ^a	NS	NS	*	NS	NS	NS	NS	NS	NS
Lower locality ^b	–	NS	NS	–	NS	NS	–	NS	NS
Vendace ^c	NS	***	*	***	*	***	NS	***	***
Whitefish ^d	–	***	***	–	***	***	–	***	***

Zooplankton body-size selection by vendace and whitefish

Size selection of plankton by the two fish species was similar within the same locality (Figure 5; Table III). Both vendace and whitefish selected a narrow range of the largest zooplankters, always in the size range of the egg-bearing females (Figure 5). Within the two localities, only one comparison (out of 15) showed a significant difference in size selection between the fish species: vendace had eaten smaller *B. longirostris* than whitefish in September in the upper locality (*t*-test; *P* < 0.05). However, differences between the localities were clear, with the eaten sizes of each zooplankton species always being smaller in the upper locality (*t*-test; 11 out of 15 comparisons significant at the *P* < 0.001 level; Table III), reflecting the differences in the environment (cf. Figure 4).

The minimum size of zooplankton individuals (*B. longirostris*) found in the stomachs of vendace and whitefish was 0.26 and 0.28 mm, respectively.

Zooplankton contribution in the fish diets

In the upper locality, where vendace was abundant, whitefish fed predominantly on bottom animals and surface insects. Zooplankton made up just about 20% of the whitefish diet throughout the season (Figure 6). In comparison, the average vendace diet consisted of ~70% zooplankton.

In the lower locality, whitefish had a small percentage of surface insects in its diet, while zooplankton contributed to >95%. Vendace fed exclusively on zooplankton (Figure 6).

Discussion

In the upper locality, Ruskebukta, where the specialized zooplanktivore vendace dominated in the pelagic, the zooplankton community was dominated by *B. longirostris*, the smallest cladoceran species in the system. In contrast, larger species were more abundant in the lower locality. This may illustrate that large zooplankton species in general are competitively superior to smaller species (Hall *et al.*, 1976), but that size-selective predation from fish can reduce and even overrule the effect of competition (Zaret, 1980; Gliwicz and Pijanowska, 1989).

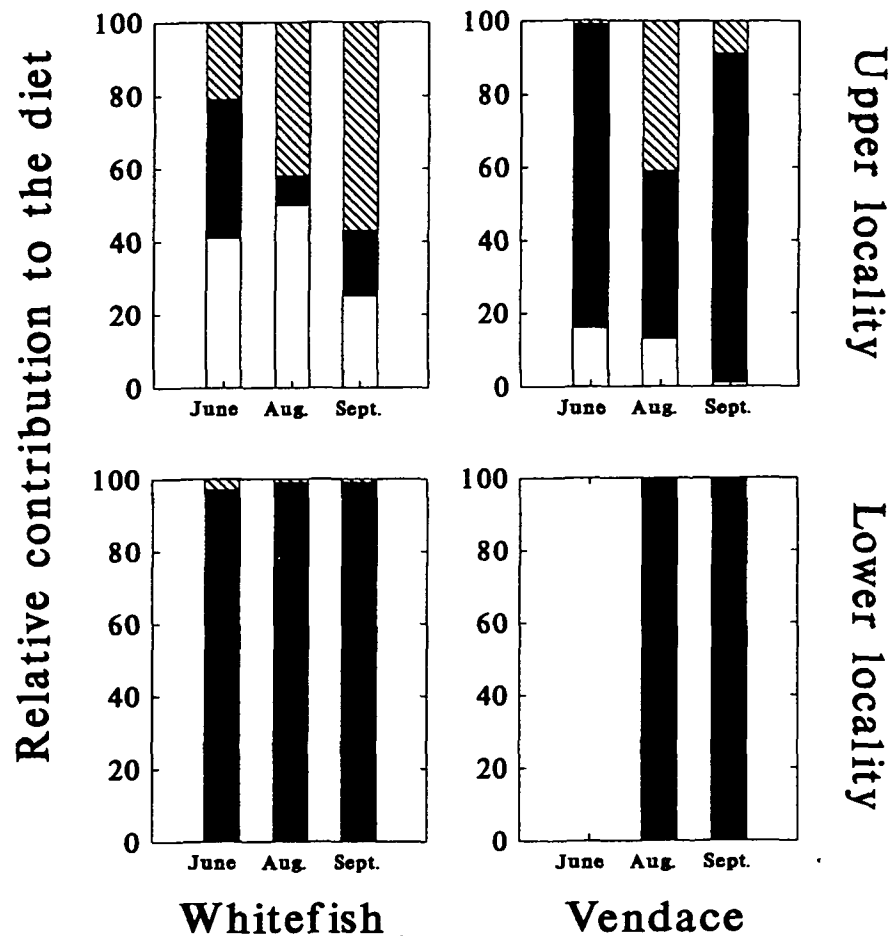


Fig. 6. Relative contribution of bottom animals (open bars), zooplankton (filled bars) and surface insects (hatched bars) in the fish diets. In the upper locality, whitefish: $n = 60$ stomachs; vendace: $n = 65$; lower locality, whitefish: $n = 60$ stomachs; vendace: $n = 17$.

The three most abundant zooplankton species were smaller in the upper locality than in the lower, differences being highly significant in August and partly in September. Predation of zooplankton is positively correlated with temperature, and strong predation from fish in summer often leads to reduced body size of individual zooplankters (Gliwicz and Pijanowska, 1989). The significant size reduction of *B.longirostris* and *D.cristata* in the upper locality in August supports this hypothesis. In contrast to zooplanktivore fish, the invertebrate predator *L.kindtii* normally feeds selectively on smaller sized zooplankton (Manca and Comoli, 1995), causing an increase in mean body size of the prey population. In June and August, *L.kindtii* had a relatively high density in the upper locality. Nevertheless, the body size of *B.longirostris* and *D.cristata* decreased, strongly indicating that fish predation was the major component structuring the zooplankton community.

Accordingly, the significant increase in size for *B. longispina* in the lower locality in summer supports the assumption that the predation impact was weaker there than in the upper locality. Further, both vendace and whitefish had eaten significantly smaller zooplankton individuals in the upper locality than in the lower. This reflects and even seems to caricature the size differences found between the zooplankton communities of the two environments. The caricature can be explained by the size preferences of the fish: both vendace and whitefish had selected a narrow size class of the largest zooplankton individuals available (Figure 5).

Vendace is described as a highly specialized zooplankton predator that is competitively superior to whitefish (Svärdson, 1976). The higher zooplanktivore efficiency of vendace, as compared to whitefish, is supported by a higher number of gill rakers in the vendace from the Pasvik River System (mean 41.3 versus 33.0). Further, the small zooplankton contribution to the whitefish diet in the upper locality, where the vendace population density was high, indicates an interactive segregation caused by competition between the closely related species. Vendace, as an invading food competitor, seems to force the inferior whitefish out of its original food niche. It may also be argued that even though the total density of fish in the pelagic was similar between the two localities, a more profound effect of predation on zooplankton was found in the upper locality, supporting the hypothesis that vendace have a higher zooplanktivore efficiency. On the other hand, the observed size and species selection of vendace and whitefish offers only weak support for this hypothesis: vendace had only eaten significantly smaller individuals of *B. longirostris* than whitefish in September, and the minimum zooplankton size found in the stomachs was just slightly smaller in vendace. The similar size and species selection indicate that the two fish species have the same prey optima. Zooplankton predators tend to select the largest prey available (Lazarro, 1987; Hambright and Hall, 1992), and studies of size and species selection may, thus, have limited abilities to detect differences in capture capabilities of different fish species. The clear differences in zooplankton feeding behaviour between the two localities for both vendace and whitefish emphasize the influence of prey availability on zooplankton selection by fish. It may also illustrate methodological problems in comparing food preferences between different localities or environments.

Different community structure models seem to agree that the effect of a predator is followed by a cascading effect on the lower levels in the food web (Shapiro, 1980; Carpenter *et al.*, 1985; McQueen *et al.*, 1989). According to McQueen's 'bottom-up/top-down' model (McQueen and Post, 1986), these effects are increasingly damped along a trophic gradient: a higher nutrient level gives more resistance to a cascading effect from a predator than does a lower nutrient level. This indicates that trophic cascades have a stronger potential in oligotrophic systems. Introductions or invasions of planktivorous fish are, thus, likely to cause more pronounced effects on zooplankton and primary production in northern areas. The observed Secchi depth differences between the upper and lower locality in the Pasvik River System may be explained as a trophic cascade effect of the vendace invasion history and the much higher population density of vendace in

the upper locality. In future years, the lower part of the Pasvik River System may be expected to have an increased phytoplankton biomass (and consequent decrease in Secchi depth), caused by the expansion of vendace.

In conclusion, the study demonstrated large differences in both species and size structure of the zooplankton communities between the upper and lower locality. Smaller species and individuals dominated in the upper locality, and the differences can be explained by stronger predation pressure after invasion of vendace. Even a short time after the invasion, vendace seems to possess a central role as the dominant zooplankton predator in the upper part of the Pasvik River System, presumably with strong cascading effects on the lower trophic levels.

Acknowledgements

We wish to thank Raul Primicerio for valuable comments and criticism on earlier versions of the manuscript, and Geir Dahl-Hansen, Frode Staldevik, Laina Dalsbø, Elleke Wartena and Bjørn Hermansen for help during laboratory and field work.

References

- Amundsen, P.-A. (1988) Habitat and food segregation of two sympatric populations of whitefish (*Coregonus lavaretus* L. s.l.) in Sturaajavri, northern Norway. *Nord. J. Freshwater Res.*, **64**, 67–73.
- Amundsen, P.-A., Staldevik, F., Lukin, A., Kashulin, N., Reshetnikov, Y.S. and Popova, O. (1993) Ecology and heavy metal contaminations in the fish communities of the Pasvik River System. Report, Norwegian College of Fisheries Science, University of Tromsø, pp. 1–29.
- Brooks, J.L. and Dodson, S.I. (1965) Predation, body size, and composition of plankton. *Science*, **150**, 28–35.
- Carpenter, S.R., Kitchell, J.K. and Hodgson, J.R. (1985) Cascading trophic interactions and lake productivity. *BioScience*, **35**, 634–639.
- Chesson, J. (1983) The estimation and analysis of preference and its relationship to foraging models. *Ecology*, **64**, 1297–1304.
- Ekstrøm, C. (1975) Djurplankton. In Rødingsjøar søder om Dalälven. *Inform. Inst. Freshwater Res. Drottningholm*, **7**, 49–54.
- Evans, D.O., Henderson, B.A., Bax, N.J., Marshall, T.R., Oglesby, R.T. and Christie, W.J. (1987) Concepts and methods of community ecology applied to freshwater fisheries management. *Can. J. Fish. Aquat. Sci.*, **44**, 448–470.
- Gliwicz, M. and Pijanowska, J. (1989) The role of predation in zooplankton succession. In Sommer, U. (ed.), *Plankton Ecology: Succession in Plankton Communities*. Springer-Verlag, Berlin, pp. 253–296.
- Hall, D.J., Threlkeld, S.T., Burns, C.V. and Crowley, P.H. (1976) The size-efficiency hypothesis and the size structure of zooplankton communities. *Annu. Rev. Ecol. Syst.*, **7**, 177–208.
- Hambright, K.D. and Hall, R.O. (1992) Differential zooplankton feeding behaviours, selectivities, and community impacts of two planktivorous fishes. *Environ. Biol. Fish.*, **35**, 401–411.
- Hamrin, S.F. (1983) The food preference of vendace (*Coregonus albula*) in South Swedish forest lakes including the predation effect on zooplankton populations. *Hydrobiologia*, **101**, 121–128.
- Herbold, B. and Moyle, P.B. (1986) Introduced species and vacant niches. *Am. Nat.*, **128**, 751–760.
- Hrbáček, J. (1962) Species composition and the amount of zooplankton in relation to the fish stock. *Rozpr. Česk. Akad. Ved Rada Math.*, **75**, 1–65.
- Hrbáček, J., Dvorakova, M., Korinek, V. and Prochazkova, L. (1961) Demonstration of the effect of the fish stock on the species composition of zooplankton and the intensity of metabolism of the whole plankton association. *Verh. Int. Ver. Limnol.*, **14**, 192–195.
- Kankaala, P., Vasama, A., Eskonen, K. and Hyytiäinen, L. (1990) Zooplankton of Lake Ala-Kitka (NE-Finland) in relation to phytoplankton and predation by vendace (*Coregonus albula*). *Aqua Fenn.*, **20**, 81–94.
- Langeland, A. (ed.) (1993) *Pollution Impact on Freshwater Communities in the Border Region Between Russia and Norway. II. Baseline Study 1990–1992. NINA Scientific Report 44*, NINA, Trondheim, pp. 1–53.

- Lazzaro,X. (1987) A review of planktivorous fishes: Their evolution, feeding behaviours, selectivities, and impacts. *Hydrobiologia*, **146**, 97–167.
- Manca,M. and Comoli,P. (1995) Seasonal changes in size of the feeding basket of *Leptodora kindtii* (Foche) in Lago Maggiore as related to variations in prey size selection. *Limnol. Oceanogr.*, **40**, 834–838.
- Manly,B.F.J., Miller,P. and Cook,L.M. (1972) Analysis of a selective predation experiment. *Am. Nat.*, **106**, 719–736.
- McQueen,D.J. and Post,J.R. (1986) Enclosure experiments: The effect of planktivorous fish. In *Lake and Reservoir Management. Volume II. Proceedings of the Fourth International Conference and International Symposium on Applied Lake and Watershed Management (NALMS)*, November 1985, Lake Geneva, Wisconsin. American Lake Management Society, Washington, DC, pp. 313–318.
- McQueen,D.J., Johannes,M.R.S., Post,J.R., Steward,T.J. and Lean,D.R.S. (1989) Bottom-up and top-down impacts on freshwater pelagic community structure. *Ecol. Monogr.*, **59**, 289–309.
- Mutenia,A. and Ahonen,M. (1990) Recent changes in the fishery on Lake Inari, Finland. I. In van Densen,W.L.T., Steinmetz,B. and Hughes,R.H. (eds), *Management of Freshwater Fisheries* Pudoc, Wageningen, pp. 101–111.
- Mutenia,A. and Salonen,E. (1992) The vendace (*Coregonus albula* L.), a new species in the fish community and fisheries of Lake Inari. *Pol. Arch. Hydrobiol.*, **39**, 797–805.
- Nilsson,N.-A. (1978) The role of size-biased predation in competition and interactive segregation in fish. In Gerking,S.D. (ed.), *Ecology of Freshwater Fish Production*. Blackwell, Oxford, pp. 303–325.
- Nilsson,N.A. and Pejler,B. (1973) On the relation between fish fauna and zooplankton composition in North-Swedish lakes. *Rep. Inst. Freshwater Res. Drottningholm*, **53**, 51–57.
- Pimm,S.L. (1989) Theories of predicting success and impact of introduced species. In Drake,J.A. (ed.), *Biological Invasion: A Global Perspective*. John Wiley and Sons, Chichester, pp. 351–367.
- Reshetnikov,Yu.S. (1980) *Ecology and Systematics of Coregonid Fish*. Nauka, Moscow, pp. 1–300 (in Russian).
- Ross,S.T. (1991) Mechanisms structuring stream fish assemblages: Are there lessons from introduced species? *Environ. Biol. Fish.*, **30**, 359–368.
- Shapiro,J. (1980) The importance of trophic-level interactions to the abundance and species composition of algae in lakes. In Barica,J. and Mur,L.R. (eds), *Hyperrophic Ecosystems*. Dr W.Junk, The Hague, The Netherlands, pp. 105–116.
- Simberloff,D. (1981) Community effects of introduced species. In Nitecki,M.H. (ed.), *Biotic Crisis in Ecological and Evolutionary Time*. Academic Press, New York, pp. 53–81.
- Svärdson,G. (1957) The Coregonid problem VI. The Palearctic species. *Rep. Inst. Freshwater Res. Drottningholm*, **38**, 267–356.
- Svärdson,G. (1976) Interspecific population dominance in fish communities in Scandinavian lakes. *Rep. Inst. Freshwater Res. Drottningholm*, **55**, 144–171.
- Svärdson,G. (1979) Speciation of Scandinavian Coregonus. *Rep. Inst. Freshwater Res. Drottningholm*, **57**, 1–95 pp.
- Threlkeld,S.T. (1979) The midsummer dynamics of two *Daphnia* species in Wintergreen Lake, Michigan. *Limnol. Oceanogr.*, **26**, 433–444.
- Viljanen,M. (1983) Food and food selection of cisco (*Coregonus albula* L.) in a dyslogotrophic lake. *Hydrobiologia*, **101**, 129–138.
- Vooren,C.M. (1972) Ecological aspects of the introduction of fish species into natural habitats in Europe, with special reference to the Netherlands. A literature survey. *J. Fish. Biol.*, **4**, 565–583.
- Wetzel,R.G. (1983) *Limnology*, 2nd edn. Saunders, Philadelphia, pp. 1–767.
- WRI/IUCN/UNEP (1992) *Global Biodiversity Strategy*. World Resources Institute, The World Conservation Union and United Nations Environment Programme.
- Zaret,T.M. (1980) *Predation and Freshwater Communities*. Yale University Press, New Haven, pp. 1–180.

Received on February 20, 1997; accepted on September 26, 1997