

Application of Fixed Scale Approach to Static Quark Free Energies in Quenched and 2 + 1 Flavor Lattice QCD with Improved Wilson Quark Action

Yu MAEZAWA,^{1,*} Takashi UMEDA,² Sinya AOKI,^{3,4} Shinji EJIRI,⁵
Tetsuo HATSUDA,^{6,7} Kazuyuki KANAYA³ and Hiroshi OHNO^{8,**}
(WHOT-QCD Collaboration)

¹*Mathematical Physics Lab., Nishina Center, RIKEN, Wako 351-0198, Japan*

²*Graduate School of Education, Hiroshima University,
Higashi-Hiroshima 739-8524, Japan*

³*Faculty of Pure and Applied Sciences, University of Tsukuba,
Tsukuba 305-8571, Japan*

⁴*Center for Computational Sciences, University of Tsukuba,
Tsukuba 305-8577, Japan*

⁵*Graduate School of Science and Technology, Niigata University,
Niigata 950-2181, Japan*

⁶*Theoretical Research Division, Nishina Center, RIKEN, Wako 351-0198, Japan*

⁷*IPMU, The University of Tokyo, Kashiwa 277-8583, Japan*

⁸*Graduate School of Pure and Applied Sciences, University of Tsukuba,
Tsukuba 305-8571, Japan*

(Received May 17, 2012; Revised September 5, 2012)

The free energies of static quarks and the Debye screening masses in the quark gluon plasma are studied using Polyakov-line correlation functions in lattice QCD adopting the fixed-scale approach in which temperature is varied without changing the spatial volume and the renormalization factors. We calculate static-quark free energies in various color channels in the high temperature phase up to about 3.5 times the (pseudo-)critical temperature, performing lattice simulations both in quenched and 2 + 1 flavor QCD. For the quenched simulations, we adopt the plaquette gauge action on anisotropic $20^3 \times N_t$ lattices with $N_t = 8-26$ at the renormalized anisotropy $a_s/a_t \simeq 4$. For 2 + 1 flavor QCD, we adopt the renormalization-group improved Iwasaki gluon action and the non-perturbatively $O(a)$ -improved Wilson quark action on isotropic $32^3 \times N_t$ lattices with $N_t = 4-12$ at $m_{PS}/m_V = 0.63$ (0.74) for the light (strange) flavors. We find that the color-singlet free energies at high temperatures converge to the zero-temperature static-quark potential evaluated from the Wilson-loop at short distances. This is in accordance with the theoretical expectation that the short distance physics is insensitive to the temperature. At long distances, the free energies approach twice the single-quark free energies, implying that the interaction between static quarks is fully screened. We find that the static-quark free energies for various color channels turn out to be well described by the screened Coulomb form, and the color-channel dependence of the inter-quark interaction can be described by the kinetic Casimir factor inspired from the lowest order perturbation theory. We also discuss comparison with a prediction of the thermal perturbation theory and flavor dependence of the screening masses.

Subject Index: 231, 234

^{*}) Present address: Physics Department, Brookhaven National Laboratory, Upton, NY, 11973, USA.

^{**}) Present address: Fakultät für Physik, Universität Bielefeld, D-33501 Bielefeld, Germany.

§1. Introduction

At temperature around 150–200 MeV, the hadronic matter transforms into the quark-gluon plasma (QGP) by the QCD phase transition. Recent experiments of relativistic heavy-ion collisions at RHIC and LHC make it possible to directly explore the properties of QGP.¹⁾ Because the interaction is strong, lattice QCD simulations are indispensable in theoretical investigations of the QGP. So far, most lattice simulations at finite temperature have been performed by using staggered-type lattice quark actions^{2)–6)} with which the computational cost is less demanding. However, the fourth-root procedure which is required to make realistic quarks by the staggered-type actions is theoretically not fully established yet. In this situation, it is of great importance to check the results by other actions such as the Wilson-type quark actions, which have solid theoretical basis.

A series of systematic studies of finite-temperature QCD with the $O(a)$ -improved Wilson quark action was made by the CP-PACS Collaboration:^{7),8)} With two flavors of degenerate dynamical quarks, the phase structure, the pseudo-critical temperature, the $O(4)$ critical scaling around the chiral transition, as well as the equation of state have been investigated. The WHOT-QCD Collaboration is extending the project in various aspects — to more detailed properties of QGP such as the free energies of static quarks and the electric and magnetic screening masses,^{9)–11)} to 2+1 flavor QCD including the dynamical strange quark^{12),13)} and to finite densities.^{14),15)} In this paper, we study static-quark free energies in various color channels as well as their Debye screening masses in QCD with 2 + 1 flavors of improved Wilson quarks.

The free energies for static quark-antiquark and two static quarks characterize inter-quark interactions in QGP, and their Debye screening masses describe the thermal fluctuation of quarks and gluons in QGP. In a phenomenological model, they play important roles in the fate of heavy-quark bound states such as J/ψ and Υ in QGP created at the center of heavy-ion collisions at RHIC and LHC.^{16),17)} On the lattice, the static-quark free energies are extracted from Polyakov-line correlation functions. Studies in quenched QCD^{18)–21)} and in full QCD with staggered-type quark actions^{22)–25)} or with Wilson-type quark actions^{9),10),26)} have been made, and comparisons with analytic studies^{27),28)} have been attempted. The studies with Wilson-type quarks were limited to the case of two-flavor QCD. We now extend the study to 2 + 1 flavors.

To reduce the high computational cost needed to simulate Wilson-type quarks, we adopt the fixed-scale approach,^{12),13),29)} in which the temperature $T = 1/aN_t$ is varied by changing temporal lattice size N_t with fixed values of the coupling parameters (and thus with a fixed value of the lattice spacing a). Because the renormalization depends only on the coupling parameters, we can use a common zero-temperature simulation to obtain non-perturbative renormalization factors to renormalize observables at all temperatures. We may even borrow existing configurations generated for zero-temperature studies. We can thus reduce the costs for the zero-temperature simulations, which is quite demanding in finite-temperature studies.

In the fixed-scale approach, we vary T without changing the system volume and

lattice cutoff effects. We can thus study the pure effects of T . We show later that this property of the fixed-scale approach benefits us also in a study of static-quark free energies. On the other hand, results of the fixed-scale approach at very high temperatures, typically at $T \gtrsim 1/3a$, suffer from lattice artifacts due to coarseness of the lattice to resolve thermal fluctuations (see discussion in §4.1). We discuss this point later in this paper.

We first make test calculations of the static-quark free energies with the fixed-scale approach in quenched QCD. We then study the case of $2 + 1$ flavor QCD adopting a non-perturbatively improved Wilson quark action and a renormalization-group improved Iwasaki gluon action at $m_{\text{PS}}/m_{\text{V}} = 0.63$ (0.74) for the light (strange) flavor, where m_{PS} (m_{V}) is pseudo-scalar (vector) meson mass at $T = 0$. Comparison to the quenched results is made to identify the effects of dynamical quarks. The lattice actions and the simulation parameters are summarized in §2. Results of the free energies of static quarks in various color channels are given in §3. We show that the color-singlet static-quark free energies at high temperatures universally converge to the zero-temperature static-quark potential evaluated from the Wilson-loop at short distances, whereas, at long distances, they approach twice the single-quark free energy. These are in accordance with theoretical expectations from the asymptotic freedom and the screening of colors in the high temperature deconfined phase. Thanks to the fixed-scale approach, we directly confirm these properties. The color-channel dependence of the free energies is also discussed. In §4, the effective coupling $\alpha_{\text{eff}}(T)$ and the Debye screening mass $m_{\text{D}}(T)$ are calculated by fitting the free energies with a screened Coulomb form. We discuss the effects of dynamical quarks and compare the results with a prediction of the thermal perturbation theory. A summary is given in §5. In Appendix A, we discuss systematic errors in the Debye screening masses.

§2. Simulation parameters

2.1. Quenched QCD

In quenched QCD, we adopt configurations generated in Ref. 29) as the series “a2” on anisotropic $20^3 \times N_t$ lattices at the renormalized anisotropy $a_s/a_t \simeq 4$, where a_s and a_t are the lattice spacings in the spatial and temporal directions, respectively. The anisotropic lattice enables us to study temperature dependence with fine resolution in the fixed-scale approach since the resolution is proportional to $1/(N_t a_t)$. This will be useful to compare the screening mass in the fixed-scale approach with those in the previous fixed- N_t approach in §4.1. In Ref. 29), results obtained on isotropic lattice with a similar spatial lattice spacing are shown to be well consistent with those obtained on the anisotropic lattice. The gauge action is the standard plaquette action with anisotropy,

$$S = \beta \xi_0 \sum_x \sum_{i=1}^3 \left[1 - \frac{1}{3} \text{ReTr} U_{i4}(x) \right] + \frac{\beta}{\xi_0} \sum_x \sum_{i>j; i,j=1}^3 \left[1 - \frac{1}{3} \text{ReTr} U_{ij}(x) \right], \quad (2.1)$$

where $U_{\mu\nu}(x)$ is the plaquette in the $\mu\nu$ plane and β and ξ_0 are the bare lattice gauge coupling and bare anisotropy parameters. Tuning the parameters to the renormalized anisotropy $\xi = 4$ as well as zero-temperature simulation on an anisotropic $20^3 \times 160$ lattice was done in Ref. 30).

At our simulation point $\beta = 6.1$, the spatial cutoff scale is $a_s \simeq 0.097$ fm and the spatial length of the lattice is about 1.9 fm, where the lattice scale is set by the Sommer scale $r_0 = 0.5$ fm.³⁰⁾ We use the configurations at $N_t = 8, 10, \dots, 26$ in the high temperature phase. This range of N_t corresponds to the temperature range $1.08 \lesssim T/T_c \lesssim 3.50$, as summarized in Table I, where $T_c \approx 290$ MeV is the critical temperature of the pure gauge theory. Up to a few million configurations were generated at each N_t using the pseudo-heat-bath algorithm. Although some configurations in the low temperature phase are also available, it turned out that the statistics is not high enough to extract static-quark free energies. We thus confine ourselves in the high temperature phase. Results for the equation of state with this action are given in Ref. 29).

2.2. 2 + 1 flavor QCD with Wilson quarks

For the simulations in 2 + 1 flavor QCD, we employ the renormalization-group improved Iwasaki gluon action³¹⁾ coupled with 2 + 1 flavors of the $O(a)$ -improved Wilson quarks:³²⁾

$$\begin{aligned}
 S &= S_g + S_q, \\
 S_g &= -\beta \sum_x \left(c_0 \sum_{\mu < \nu; \mu, \nu=1}^4 W_{x, \mu\nu}^{1 \times 1} + c_1 \sum_{\mu \neq \nu; \mu, \nu=1}^4 W_{x, \mu\nu}^{1 \times 2} \right), \\
 S_q &= \sum_{f=u,d,s} \sum_{x,y} \bar{q}_x^f M_{x,y}^f q_y^f,
 \end{aligned}$$

where $c_1 = -0.331$, $c_0 = 1 - 8c_1$, and $W_{x, \mu\nu}^{n \times m}$ is the $n \times m$ rectangular Wilson loop. The quark kernel is given by

$$\begin{aligned}
 M_{x,y}^f &= \delta_{x,y} - \kappa_f \sum_{\mu} \left\{ (1 - \gamma_{\mu}) U_{x,\mu} \delta_{x+\hat{\mu},y} + (1 + \gamma_{\mu}) U_{x,\mu}^{\dagger} \delta_{x,y+\hat{\mu}} \right\} \\
 &\quad - \delta_{x,y} \kappa_f c_{SW} \sum_{\mu < \nu} \sigma_{\mu\nu} F_{x,\mu\nu},
 \end{aligned}$$

where κ_f is the hopping parameter for flavor f and $F_{x,\mu\nu}$ is the lattice field strength given by the standard clover-shaped combination of gauge links. The clover coefficient c_{SW} is determined non-perturbatively as a function of β .³³⁾

On isotropic $32^3 \times N_t$ lattices with $N_t = 4, 6, 8, 10, \text{ and } 12$, we perform simulations at $\beta = 2.05$, $(\kappa^{ud}, \kappa^s) = (0.1356, 0.1351)$ and $c_{SW} = 1.628$, which correspond to $m_{PS}/m_V = 0.6337(38)$ for light quarks and $m_{PS}/m_V = 0.7377(28)$ for the strange quark.³⁴⁾ The lattice spacing is $a \simeq 0.071$ fm from the static-quark potential at $T = 0$ (see §3). The range $N_t = 4\text{--}12$ corresponds to $T \simeq 230\text{--}700$ MeV.¹²⁾ The results of Polyakov loop and its susceptibility as well as the equation of state suggest that the pseudo-critical temperature is around 190 MeV at our simulation point.¹³⁾

Table I. Temperature with respect to $T_c \simeq 290$ MeV for each N_t in the quenched QCD simulations, where T_c is the critical temperature of the pure gauge theory. For each temperature, we use 100–400 configurations to measure observables. L is the Polyakov loop.

N_t	T/T_c	$\langle L \rangle$
26	1.08	0.0542(5)
24	1.17	0.0784(5)
22	1.27	0.1051(3)
20	1.40	0.1371(4)
18	1.56	0.1767(4)
16	1.75	0.2249(4)
14	2.00	0.2847(3)
12	2.33	0.3577(5)
10	2.80	0.4462(2)
8	3.50	0.5507(3)

Table II. Number of trajectories and temperatures for each N_t in 2 + 1 flavor QCD simulations. Temperatures are estimated using the Sommer scale $r_0 = 0.5$ fm. L is the Polyakov loop.

N_t	Traj.	T (MeV)	$\langle L \rangle$
12	6460	232	0.00491(6)
10	3935	279	0.01470(11)
8	2565	348	0.04072(12)
6	2495	465	0.10981(11)
4	3510	697	0.29185(7)

After thermalization, we generate configurations by the HMC+RHMC algorithm. The Metropolis test is performed every 0.5 trajectories for finite-temperature simulations. We measure observables at every 5 trajectories. The number of trajectories and corresponding temperatures for each N_t are summarized in Table II. The statistical errors are estimated by the jackknife method with the bin-size of 20 trajectories.¹³⁾

§3. Free energy of static quarks

We now study the free energy of static quarks at zero and finite temperatures.

3.1. Static-quark potential at $T = 0$

At $T = 0$, interaction between static quark (Q) and antiquark (\bar{Q}) can be described by the static-quark potential evaluated from the Wilson loop operator;

$$V(r) = - \lim_{\ell \rightarrow \infty} \left[\ell^{-1} \ln \left\langle W_{i4}^{r \times \ell} \right\rangle \right], \tag{3.1}$$

where r is the distance between Q and \bar{Q} . It is expected that the static-quark potential shows the Coulomb-type behavior at short distances due to perturbative gluon exchange, while it takes the linear behavior at long distances due to the confinement. Therefore, its phenomenological form may be written as,

$$V(r) = -\frac{\alpha_0}{r} + \sigma r + V_0. \tag{3.2}$$

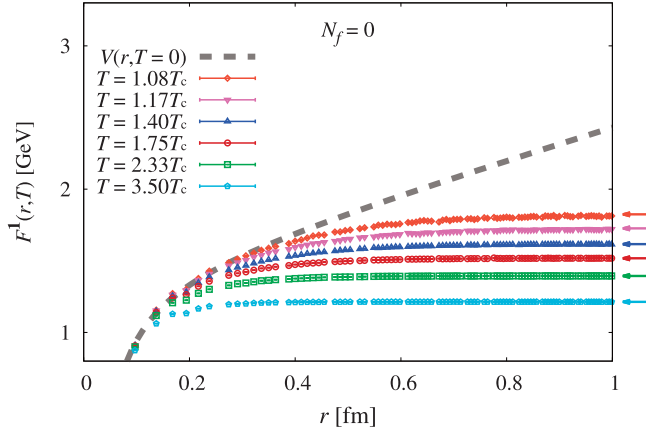


Fig. 1. Free energies of static quarks in color-singlet channel of quenched QCD at finite temperature. The dashed gray curve shows the static-quark potential $V(r)$ at $T = 0$ calculated in Ref. 30). The arrows on the right side denote twice the single-quark free energy defined by $2F_Q = -2T \ln \langle \text{Tr} \Omega \rangle$.

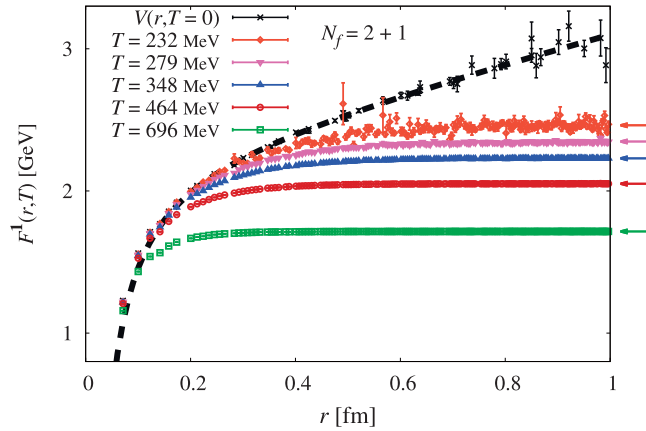


Fig. 2. The same as Fig. 1 but for 2 + 1 flavor QCD. The static-quark potential $V(r)$ at $T = 0$ has been calculated by the CP-PACS and JLQCD Collaborations.³⁴⁾ The fit results of $V(r)$ by the Coulomb + linear form are shown by the dashed gray curve. The arrows on the right side denote $2F_Q = -2T \ln \langle \text{Tr} \Omega \rangle$.

The Sommer scale r_0 is defined as $r^2 dV/dr|_{r=r_0} = 1.65$. We set the scale by a phenomenological value $r_0 = 0.5$ fm.

In quenched QCD, a fit to the simulation results obtained on the anisotropic $20^3 \times 160$ lattice with Eq. (3.2) gives³⁰⁾

$$(\alpha_0 a_s/a_t, \sigma a_s a_t, V_0 a_t, r_0/a_s) = (0.068(2), 0.0132(1), 0.170(1), 5.140(32)),$$

where the fitting range was chosen to be $1.73 \leq r/a_s \leq 10$. Setting $r_0 = 0.5$ fm gives $1/a_s = 2.030(13)$ GeV ($a_s \simeq 0.097$ fm) and $\sqrt{\sigma} \simeq 0.47$ GeV. The fit result of the static-quark potential is shown by the dashed gray curve in Fig. 1.

For 2 + 1 flavor QCD, the static-quark potential was measured by the CP-

PACS and JLQCD Collaborations with the same simulation parameters on the lattice $N_s^3 \times N_t = 28^3 \times 56$.³⁴⁾ Results are shown in Fig. 2 by the “×” symbol. Because the string-breaking effect is not manifest in the range of r we study, we fit the data in the fit range of $2-4 \leq r/a \leq 14$ with Eq. (3.2) to obtain

$$(\alpha_0, \sigma a^2, V_0 a, r_0/a) = (0.44(3), 0.024(1), 0.801(5), 7.06(3)).$$

We find $1/a = 2.79(1)$ GeV ($a \simeq 0.071$ fm) and $\sqrt{\sigma} \simeq 0.43$ GeV. The fit result is shown in Fig. 2 by the dashed gray curve. We find that the phenomenological form reproduces the lattice data well.

3.2. Static-quark free energies in the high-temperature phase

At $T > 0$, we calculate the Polyakov loop defined as

$$L \equiv \text{Tr} \Omega(\mathbf{x}) = \text{Tr} \prod_{\tau=1}^{N_t} U_{(\mathbf{x},\tau),4}, \tag{3.3}$$

where $U_{(\mathbf{x},\tau),4}$ is the link variable in the temporal direction. Results of the Polyakov loop expectation value in quenched^{*)} and 2+1 flavor QCD are summarized in Tables I and II, respectively. The Polyakov loop is related to a single-quark free energy defined as $F_Q = -T \ln \langle L \rangle$, which expresses the free energy of a static quark in the thermal medium.

The inter-quark interaction at $T > 0$ may be characterized by the free energy of a static quark and an antiquark separated by a distance r , i.e. by the Polyakov-line correlation function. The correlation function between Q and \bar{Q} can be decomposed into irreducible representations of color singlet and octet in the color space, i.e. $\mathbf{3} \otimes \mathbf{3}^* = \mathbf{1} \oplus \mathbf{8}$, whereas that between Q and Q can be decomposed into color antitriplet and octet, i.e. $\mathbf{3} \otimes \mathbf{3} = \mathbf{3}^* \oplus \mathbf{6}$. Under the Coulomb gauge fixing, these correlation functions are given as,^{19),36)}

$$e^{-F^{\mathbf{1}}(r,T)/T} = \frac{1}{3} \left\langle \text{Tr} \left[\Omega(\mathbf{x}) \Omega^\dagger(\mathbf{y}) \right] \right\rangle, \tag{3.4}$$

$$e^{-F^{\mathbf{8}}(r,T)/T} = \frac{1}{8} \left\langle \text{Tr}[\Omega(\mathbf{x})] \text{Tr}[\Omega^\dagger(\mathbf{y})] \right\rangle - \frac{1}{24} \left\langle \text{Tr} \left[\Omega(\mathbf{x}) \Omega^\dagger(\mathbf{y}) \right] \right\rangle, \tag{3.5}$$

$$e^{-F^{\mathbf{6}}(r,T)/T} = \frac{1}{12} \langle \text{Tr}[\Omega(\mathbf{x})] \text{Tr}[\Omega(\mathbf{y})] \rangle + \frac{1}{12} \langle \text{Tr}[\Omega(\mathbf{x}) \Omega(\mathbf{y})] \rangle, \tag{3.6}$$

$$e^{-F^{\mathbf{3}^*}(r,T)/T} = \frac{1}{6} \langle \text{Tr}[\Omega(\mathbf{x})] \text{Tr}[\Omega(\mathbf{y})] \rangle - \frac{1}{6} \langle \text{Tr}[\Omega(\mathbf{x}) \Omega(\mathbf{y})] \rangle, \tag{3.7}$$

where $r = |\mathbf{x} - \mathbf{y}|$.

Figures 1 and 2 show the singlet free energy $F^{\mathbf{1}}(r, T)$ at different temperatures in quenched and in 2 + 1 flavor QCD, respectively. We find that, $F^{\mathbf{1}}(r, T)$ at all temperatures converges to the zero-temperature static-quark potential $V(r)$ at short distances. This is in accordance with the theoretical expectation that the short

^{*)} In the quenched approximation of QCD, we take the real part of $Z(3)$ -rotated Polyakov loop as the Polyakov loop expectation value for the single quark free energy $F_Q = -T \ln \langle L \rangle$, because this $Z(3)$ branch is chosen when dynamical quarks are present.

distance physics is insensitive to the temperature. Note that, in the case of the conventional fixed- N_t approach, because the simulation point is different for each T , $F^{\mathbf{1}}(r, T)$ gets different renormalization depending on T . Therefore, we cannot directly compare the results of the bare free energies. In early studies, this insensitivity was just assumed and used to adjust the constant term of $F^{\mathbf{1}}(r, T)$ at each T .^{20,22)} More recently, the renormalization factors are estimated by carrying out zero-temperature simulations at each finite temperature simulation point in the fixed- N_t approach.³⁵⁾ In the present study with the fixed-scale approach, since the coupling parameters are common to all T 's, we can directly compare bare free energies at different T and confirm the expected insensitivity at short distances without additional adjustments.

At large r , we find that $F^{\mathbf{1}}(r, T)$ departs from $V(r)$ and eventually becomes flat due to the Debye screening. In Figs. 1 and 2, the asymptotic values of $F^{\mathbf{1}}(r, T)$ at long distance are compared with twice the single-quark free energy, $2F_Q(T)$, denoted by the arrows on the right side of each plot. We find that $F^{\mathbf{1}}(r, T)$ converges to $2F_Q(T)$ quite accurately at long distances. This previously was observed also in two-flavor QCD with the fixed- N_t approach.⁹⁾

Comparing the results of the static-quark free energies in Figs. 1 and 2, we find no qualitative differences between quenched and 2+1 flavor QCD. In §4, we perform a more quantitative comparison in terms of the screening masses.

Let us now focus on the color-channel dependence by introducing normalized free energies $V^M(r, T) = F^M(r, T) - 2F_Q(T)$ (with $M = \mathbf{1}, \mathbf{8}, \mathbf{6}, \mathbf{3}^*$), which are defined such that $V^M = 0$ at $r \rightarrow \infty$. This is equivalent to define the free energies by dividing the right-hand sides of Eqs. (3·4)–(3·7) by $\langle \text{Tr} \Omega \rangle^2$, because $F^M(r, T)$ for all channels converges to $2F_Q(T)$ at $r \rightarrow \infty$. Results in 2+1 flavor QCD are shown in Fig. 3 for color-singlet and octet $Q\bar{Q}$ channels (left) and color-antitriplet and sextet QQ channels (right).

We find that the inter-quark interactions, which are Debye-screened at long distances, show “attraction” in the color singlet and antitriplet channels, while they show “repulsion” in the color octet and sextet channels, at intermediate and short distances. These features have been reported also in quenched QCD¹⁹⁾ and in two-flavor QCD with improved Wilson quarks⁹⁾ in the fixed- N_t approach.

§4. Screening masses

To study screening properties at long distances in each color-channel more quantitatively, we fit the static-quark free energies by the screened Coulomb form

$$V^M(r, T) = C_M \frac{\alpha_{\text{eff}}(T)}{r} e^{-m_D(T)r}, \quad (4.1)$$

where $\alpha_{\text{eff}}(T)$ and $m_D(T)$ are the effective running coupling and the Debye screening mass, respectively. Note that $V^M = 0$ at $r \rightarrow \infty$ with this ansatz, and thus we fit the normalized free energies by (4.1).

In the previous studies in quenched¹⁹⁾ and two-flavor QCD,^{9),10)} the color-channel dependence of the static-quark free energies in the high temperature phase

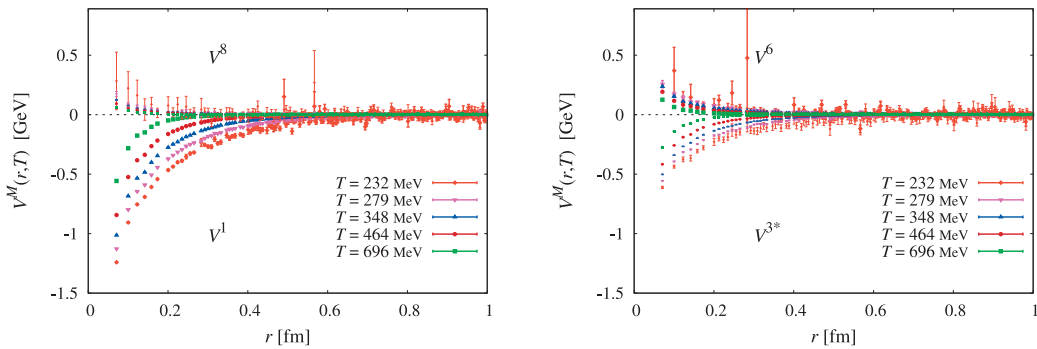


Fig. 3. Normalized free energies for color-singlet and octet $Q\bar{Q}$ channels (left) and color-antitriplet and sextet QQ channels (right) in 2 + 1 flavor QCD with the improved Wilson quark action.

turned out to be well absorbed by the kinematical Casimir factors $C_M \equiv \langle \sum_{a=1}^8 t_1^a \cdot t_2^a \rangle_M$:

$$C_1 = -\frac{4}{3}, \quad C_8 = \frac{1}{6}, \quad C_6 = \frac{1}{3}, \quad C_{3^*} = -\frac{2}{3}, \quad (4.2)$$

as inspired from the lowest order perturbation theory. This means that, by fixing the coefficient C_M in (4.1) to the value given in (4.2), we can well fit the normalized free energies with $\alpha_{\text{eff}}(T)$ and $m_D(T)$ which are common to all color channels. With our present data, we find that the normalized free energies in both quenched and 2 + 1 flavor QCD have the same property. Therefore, in the following, we fix the coefficient C_M to the kinematical Casimir factor (4.2) to extract $\alpha_{\text{eff}}(T)$ and $m_D(T)$.

4.1. Screening mass in quenched QCD and comparison with fixed- N_t approach

We first study the Debye screening masses in quenched QCD with the fixed-scale approach, and compare them with those obtained in a previous study in the fixed- N_t approach. To extract the Debye screening masses we fit the color-singlet free energies shown in Fig. 1 with the screened Coulomb form (4.1). The fit is performed by minimizing χ^2/N_{DF} with the fit range of $1.0 \leq rT \leq 1.5$, and we obtain $\chi^2/N_{\text{DF}} \sim 1-2$, except for highest temperature where we obtain $\chi^2/N_{\text{DF}} = O(100)$. An origin of the large χ^2/N_{DF} at high temperature is that we employ a fixed range in rT for the fits: The number of data within the fit range decreases with increasing temperature. Results of $m_D(T)$ are shown in Fig. 4 as a function of temperature. We also show the results of $m_D(T)$ obtained in the fixed- N_t approach with the tree level Symanzik-improved gauge action on $N_s^3 \times N_t^{\text{(fix)}} = 32^3 \times 4$ lattice.²⁰⁾ We take a common value of T_c for both approaches. We find that the temperature dependence of $m_D(T)$ in the fixed-scale approach is quantitatively consistent with that in the fixed- N_t approach²⁰⁾ except for the data at the highest temperature $T \simeq 3.5T_c$. A similar discrepancy between the two approaches at high T has been reported also for the equation of state.²⁹⁾

The discrepancy at the highest temperature should be regarded as a consequence of the limitation of the fixed-scale approach, since the lattice spacing a may be too

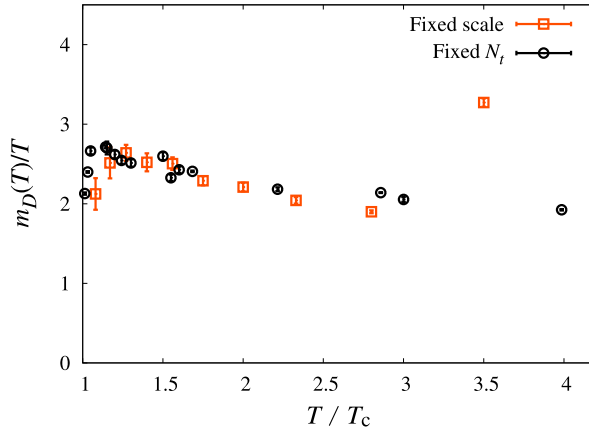


Fig. 4. Debye screening mass for the singlet channel in quenched QCD. Open squares are the results obtained in the fixed-scale approach. For comparison, results obtained in the fixed- N_t approach at $N_t = 4^{20}$ are also shown by open circles.

coarse to resolve thermal fluctuations at very high T 's in the fixed-scale approach. We may estimate the range of applicability of the fixed-scale approach as follows: Let us assume that a typical thermal wave length λ at finite T is given by $\lambda \sim 1/E$ where E is an average energy of massless particles. We estimate $E \sim 3T\zeta(4)/\zeta(3) \sim 2.7T$ for the Bose-Einstein distribution and $E \sim 3T\zeta(4)/\zeta(3) \times 7/6 \sim 3.15T$ for the Fermi-Dirac distribution. We thus obtain $\lambda \sim 1/(3T)$. On the present quenched lattice, λ becomes as small as 0.65 fm at $T \simeq 3.5T_c$, while our fixed lattice spacing in the quenched simulations is $a_s \simeq 0.97$ fm. This is probably too coarse to extract in-medium properties of thermal matter.

We should, therefore, take care with the data at temperatures $T \gtrsim 1/(3a)$. This is a potential drawback of the fixed-scale approach around the high temperature limit. In the fixed- N_t approach, on the other hand, the lattice becomes finer as we increase T , and thus the resolution for thermal fluctuation is kept fixed. In the fixed- N_t approach, however, the spatial volume may become quite small at high temperatures unless N_s is increased simultaneously.

4.2. Debye screening in 2 + 1 flavor QCD

We now study the Debye screening in 2 + 1 flavor QCD by performing the screened Coulomb fits to the normalized free energies in all color channels. Consulting the effective screening masses calculated in Appendix A, we choose the interval $0.6 \leq rT \leq 1.25$ as the fit range. The fit is performed by minimizing χ^2/N_{DF} . Results of χ^2/N_{DF} for each color-channel and temperature are summarized in Table III. We find that the values of χ^2/N_{DF} at the highest temperature ($T = 697$ MeV) are quite large in contrast to other temperatures. This is due to a fixed range in rT discussed above. In Appendix A, we also perform fit with a fixed range in r/a . We find that the results of this alternative fit are consistent with those of the present fit, and the systematic error estimated by the difference due to choice of the fit range is

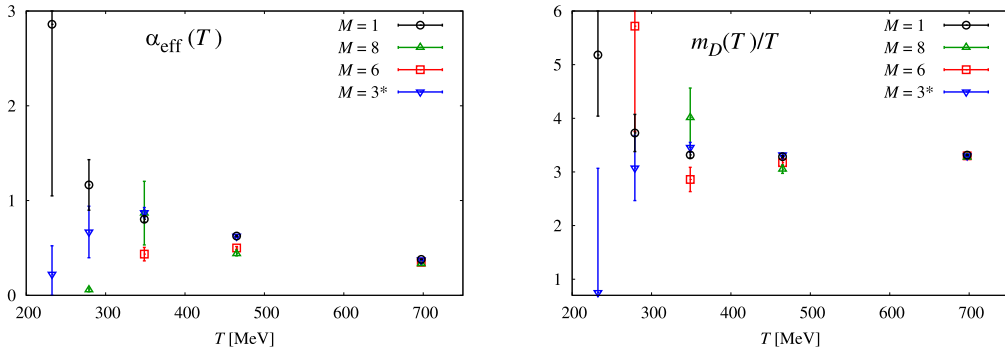


Fig. 5. Results of effective running coupling α_{eff} (left) and Debye screening mass m_D (right) for each color-channel as a function of temperature in 2 + 1 flavor QCD.

Table III. Results of χ^2/N_{DF} in 2 + 1 flavor QCD for each color-channel and temperature. The fits at $T = 232$ MeV for $M = 8$ and 6 are unstable since signals at these parameters are smaller than their statistical errors in the fitting interval.

T [MeV]	$M = 1$	8	6	3^*
232	1.42	—	—	2.43
279	0.80	1.58	1.38	2.12
348	1.05	1.18	1.82	2.53
465	4.36	0.85	1.95	3.48
697	69.36	8.96	22.92	48.77

at most a few percents even at the highest temperature.

As the limiting temperature $T \sim 1/(3a)$ for the fixed-scale approach mentioned in the previous subsection, we have about 930 MeV for our lattice spacing $1/a = 2.79(1)$ GeV in 2 + 1 flavor QCD. Our highest temperature 697 MeV is lower than that. However, since it is of the same order of this scale and $N_t = 4$ there is rather small, we need to keep in mind possible influence of lattice artifacts around the highest temperature.

Results of $\alpha_{\text{eff}}(T)$ and $m_D(T)$ are summarized in Table IV and plotted in Fig. 5. We see that both $\alpha_{\text{eff}}(T)$ and $m_D(T)$ are well independent of the color channel at $T > 348$ MeV, as implied by the Casimir dominance at high temperatures discussed at the beginning of this section. This suggests that spatial correlations in different color-channels are dictated by the same effective dynamics in the Coulomb gauge.

To make a qualitative comparison of the Debye masses between lattice QCD and thermal perturbation theory, in the left panel of Fig. 6, we show our $N_f = 2 + 1$ data of $m_D(T)$ in the color-singlet channel, together with the results of leading order (LO) and next-to-leading order (NLO) thermal perturbation theory in massless $N_f = 3$ QCD. See Ref. 9) for the LO and NLO formulae we adopt. We find that NLO results and the lattice data are qualitatively consistent with each other, though there is always a concern about the convergence of thermal perturbation theory. The slight deviation at the highest temperature $T = 696$ MeV may be due to the lattice artifact mentioned above.

Table IV. Results of $\alpha_{\text{eff}}(T)$ and $m_D(T)$ in 2+1 flavor QCD. The statistical errors determined by a jackknife method with the bin-size of 20 trajectories. The second parentheses in the color-singlet channel show systematic errors due to the fit ranges, as explained in Appendix A.

T [MeV]	$\alpha_{\text{eff}}(T)$			
	$M = 1$	8	6	3*
232	2.86(181)(37)	—	—	0.22(29)
279	1.16(26)(33)	0.06(2)	3.25(424)	0.67(27)
348	0.80(2)(0)	0.87(33)	0.43(7)	0.87(5)
465	0.63(1)(14)	0.44(2)	0.50(1)	0.62(1)
697	0.38(1)(32)	0.33(1)	0.35(1)	0.37(1)

T [MeV]	$m_D(T)/T$			
	$M = 1$	8	6	3*
232	5.18(113)(27)	—	—	0.75(231)
279	3.73(34)(51)	0.02(36)	5.72(196)	3.07(60)
348	3.32(5)(1)	4.01(55)	2.86(22)	3.46(9)
465	3.29(2)(26)	3.05(7)	3.17(4)	3.32(2)
697	3.31(1)(66)	3.28(2)	3.30(1)	3.30(1)

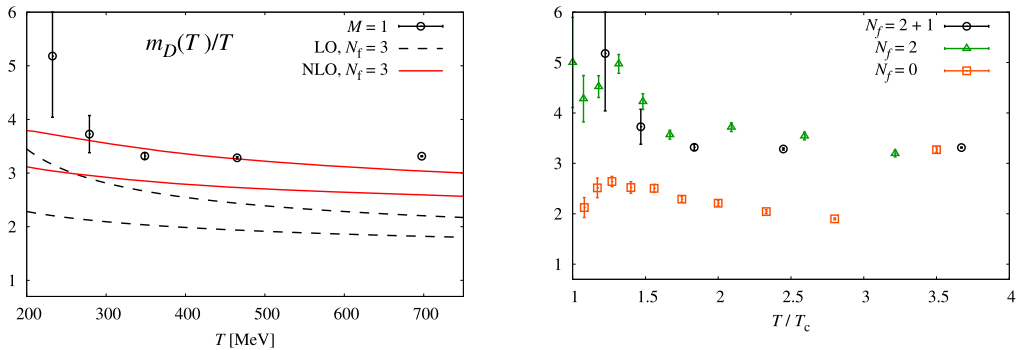


Fig. 6. (Left) The Debye screening mass on the lattice in the color-singlet channel together with that calculated in the leading-order (LO) and next-to-leading-order (NLO) perturbation theory shown by dashed-black and solid-red lines, respectively. The bottom (top) line expresses a result at $\mu = \pi T$ ($3\pi T$), where μ is the renormalization point. (Right) Flavor dependence of the Debye screening masses. We assume the pseudo-critical temperature for 2+1-flavor QCD as $T_c \sim 190$ MeV.

Finally we study the flavor-dependence of the Debye screening masses. In the right panel of Fig. 6, we compare the results of $m_D(T)$ in the color-singlet channel in 2+1 flavor QCD, two-flavor QCD⁹⁾ and quenched (0-flavor) QCD as a function of T/T_c , where T_c is the (pseudo) critical temperature. The two-flavor results are obtained in Ref. 9) with improved Wilson quarks in the fixed- N_t approach on a $16^3 \times 4$ lattice, where the light quark mass is $m_{\text{PS}}/m_V = 0.65$. For 2+1 flavor QCD, we assume $T_c \simeq 190$ MeV.¹³⁾ Note that the two-flavor data are obtained with the fixed- N_t approach with the cutoff scales changing from $a \sim 0.26$ fm (at $T \sim T_c$) to 0.07 fm (at $T \sim 4T_c$), while the 2+1 flavor data in the fixed-scale approach are obtained at fixed $a \simeq 0.07$ fm. The two-flavor data may suffer from cutoff effects at low temperatures. Consulting the right panel of Fig. 6, we find that magnitude of

m_D in 2 + 1 flavor QCD is about 1.5 times as large as that in quenched QCD, except for the data at $T \simeq 3.5T_c$ in quenched QCD which suffers from lattice artifacts as discussed in the previous subsection. (The limiting temperature $T \sim 1/(3a)$ for the fixed scale approach is about $2.3T_c$ for the quenched data, and about $4.9T_c$ for the 2 + 1 flavor data.)

This order of the magnitude for $m_D(T)$ in the quenched and 2 + 1 flavor QCD is roughly consistent with the prediction of the thermal perturbation theory in which the screening mass is predicted to be $m_D^{\text{LO}} = \sqrt{1 + N_f/6} gT$ in the leading order where g is the running coupling and the quark mass effects are neglected.^{*)} On the other hand, we find that the magnitude of m_D in 2 + 1 flavor QCD is almost comparable to that in two-flavor QCD at $m_{\text{PS}}/m_V = 0.65$,⁹⁾ which is approximately the same value with that in 2 + 1 flavor QCD. This suggests that the dynamical strange quark does not have large effect for the Debye screening mass in the temperature region we investigated.

§5. Summary

We have studied static-quark free energies and Debye screening masses in finite temperature lattice QCD adopting the fixed-scale approach. Unlike the conventional fixed- N_t approach, the fixed-scale approach enables us to unambiguously estimate the temperature dependence of physical quantities without varying the spatial volume and renormalization factors. On the other hand, the fixed-scale approach may suffer from lattice artifacts at $T \gtrsim 1/(3a)$ where the thermal wave length of the plasma particles become comparable to the lattice spacing.

Performing simulations in quenched QCD and also in 2 + 1 flavor QCD with non-perturbatively $O(a)$ -improved Wilson quarks in the high temperature phase, we found that the static-quark free energies in the color-singlet channel converge to the zero temperature static-quark potential at short distances. This confirms the theoretical expectation that short distance physics is insensitive to the temperature. At long distances, the free energies approach twice the single-quark free energies, implying that the interaction between static quarks is fully screened. We also confirmed that the inter-quark forces are “attractive” in the color-singlet $Q\bar{Q}$ and antitriplet QQ channels and “repulsive” in the color-octet $Q\bar{Q}$ and sextet QQ channels in the case of 2 + 1 flavor QCD. The static-quark free energies in these color-channels are well fitted by the screened Coulomb form with the kinetic Casimir factors, which are color-channel dependent, combined with color-channel independent effective coupling $\alpha_{\text{eff}}(T)$ and Debye screening mass $m_D(T)$. These observations are in accordance with previous studies in quenched¹⁹⁾ and two-flavor QCD⁹⁾ in the fixed- N_t approach. Our result of $m_D(T)$ is qualitatively consistent with the next-to-leading order thermal perturbation theory except at the highest temperature corresponding to $N_t = 4$. Values of $m_D(T)$ in 2 + 1 flavor QCD are larger than those in quenched QCD, which

^{*)} A more quantitative comparison may be attempted as follows: Assuming one-loop running coupling $g^{-2}(\mu) = (4\pi)^{-2} (11 - \frac{2}{3}N_f) \ln(\mu/\Lambda)^2$ and disregarding a small difference in Λ ,³⁷⁾ we find $m_D(N_f = 0) : m_D(N_f = 2) : m_D(N_f = 3) \sim 1 : 1.23 : 1.35$ in the massless limit, to be compared with the lattice result $\sim 1 : 1.5 : 1.5$ shown in Fig. 6 (left) at finite quark masses.

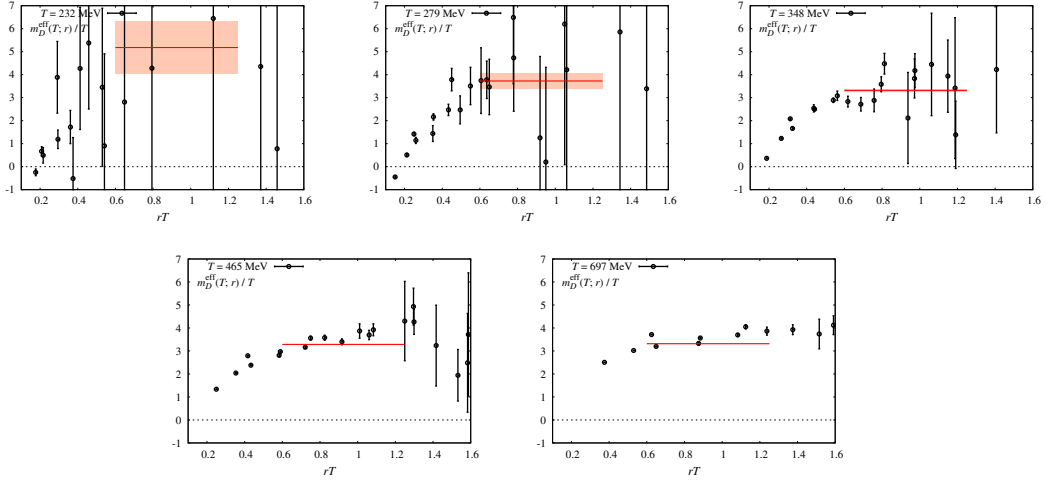


Fig. 7. Effective Debye screening mass at several temperatures as a function of rT . The shaded lines present the fit range with the fit results and statistical errors.

is again qualitatively consistent with a prediction of the thermal perturbation theory. We also noted that $m_D(T)$ in $2+1$ flavor QCD are comparable to those in the two-flavor QCD obtained in the fixed- N_t approach at a similar light quark masses,⁹⁾ implying that, at the quark masses of the present study, the influence of the dynamical strange quark is not large in the Debye screening mass in the temperature range we investigated.

Acknowledgements

We thank the members of the CP-PACS and JLQCD Collaborations for providing us with their high-statistics $2+1$ flavor QCD configurations at $T = 0$, and also the authors of Ref. 30) for providing us with the results of their static-quark potential fit. YM would like to thank Koichi Yazaki for useful discussions. HO is supported by the Japan Society for the Promotion of Science for Young Scientists. This work is in part supported by Grants-in-Aid of the Japanese Ministry of Education, Culture, Sports, Science and Technology (Nos. 22740168, 21340049, 20340047, 23540295). SA, SE and TH are supported in part by the Grant-in-Aid for Scientific Research on Innovative Areas (No. 2004: 20105001, 20105003, 2310576). This work is in part supported also by the Large Scale Simulation Program of High Energy Accelerator Research Organization (KEK) Nos. 09/10-25 and 10-09, and the RIKEN Integrated Cluster of Cluster (RICC) facility.

Appendix A

— Effective Screening Masses and Systematic Errors —

In order to extract the screening mass m_D , we fit $V^M(r, T)$ by the screened Coulomb form, Eq. (4.1). To determine an appropriate fit range, we calculate the

effective screening mass defined by

$$m_D^{\text{eff}}(T; r) = \frac{1}{\Delta r} \log \frac{V^1(r)}{V^1(r + \Delta r)} - \frac{1}{\Delta r} \log \left[1 + \frac{\Delta r}{r} \right]$$

for the color-singlet channel. Figure 7 shows the results of effective screening masses at several temperatures as a function of rT . Since we find that the effective masses have a plateau at mid range of the distance, we choose the fit range to be $0.6 \leq rT \leq 1.25$. The fit results of the screening masses shown as the lines on each figure reproduce the plateau well. Results of χ^2/N_{DF} for each color-channel and temperature are summarized in Table III.

Although Fig. 7 suggests that the plateau region in r is mainly determined by the thermal length $1/T$, we may attempt to fit the screening masses adopting a range independent of T . We find that the range $4.5 \leq r/a \leq 8.0$ also leads to fits with acceptable χ^2/N_{DF} . We estimate systematic errors due to a variation of the fit range by taking the difference of the fit results between $0.6 \leq rT \leq 1.25$ and $4.5 \leq r/a \leq 8.0$. The systematic errors thus estimated are given in the second parentheses of $\alpha_{\text{eff}}(T)$ and $m_D(T)$ in Table IV for the color-singlet channel. We find that the systematic errors are comparable to or smaller than statistical errors, except for the highest temperature. The magnitude the systematic error at the highest temperature is, however, at most a few percents.

References

- 1) See e.g., Proceedings of Quark Matter 2011, J. of Phys. G **38** (2011), 120301.
- 2) A. Bazavov et al. (HotQCD Collaboration), J. Phys. Conf. Ser. **230** (2010), 012014.
- 3) O. Kaczmarek, F. Karsch, E. Laermann, C. Miao, S. Mukherjee, P. Petreczky, C. Schmidt, W. Soeldner and W. Unger, Phys. Rev. D **83** (2011), 014504.
- 4) S. Borsanyi, Z. Fodor, C. Hoelbling, S. D. Katz, S. Krieg, C. Ratti and K. K. Szabo, J. High Energy Phys. **09** (2010), 073.
- 5) S. Borsanyi, G. Endrodi, Z. Fodor, A. Jakovac, S. D. Katz, S. Krieg, C. Ratti and K. K. Szabo, J. High Energy Phys. **11** (2010), 077.
- 6) G. Endrodi, Z. Fodor, S. D. Katz and K. K. Szabo, J. High Energy Phys. **04** (2011), 001.
- 7) A. Ali Khan, S. Aoki, R. Burkhalter, S. Ejiri, M. Fukugita, S. Hashimoto, N. Ishizuka, Y. Iwasaki, K. Kanaya, T. Kaneko, Y. Kuramashi, T. Manke, K. Nagai, M. Okamoto, M. Okawa, A. Ukawa and T. Yoshié (CP-PACS Collaboration), Phys. Rev. D **63** (2001), 034502.
- 8) A. Ali Khan, S. Aoki, R. Burkhalter, S. Ejiri, M. Fukugita, S. Hashimoto, N. Ishizuka, Y. Iwasaki, K. Kanaya, T. Kaneko, Y. Kuramashi, T. Manke, K.-I. Nagai, M. Okamoto, M. Okawa, H. P. Shanahan, Y. Taniguchi, A. Ukawa and T. Yoshié (CP-PACS Collaboration), Phys. Rev. D **64** (2001), 074510.
- 9) Y. Maezawa, N. Ukita, S. Aoki, S. Ejiri, T. Hatsuda, N. Ishii and K. Kanaya (WHOT-QCD Collaboration), Phys. Rev. D **75** (2007), 074501.
- 10) S. Ejiri, Y. Maezawa, N. Ukita, S. Aoki, T. Hatsuda, N. Ishii, K. Kanaya and T. Umeda (WHOT-QCD Collaboration), Phys. Rev. D **82** (2010), 014508.
- 11) Y. Maezawa, S. Aoki, S. Ejiri, T. Hatsuda, N. Ishii, K. Kanaya, N. Ukita and T. Umeda (WHOT-QCD Collaboration), Phys. Rev. D **81** (2010), 091501.
- 12) T. Umeda, S. Aoki, K. Kanaya, H. Ohno, S. Ejiri, T. Hatsuda and Y. Maezawa (WHOT-QCD Collaboration), PoS(Lattice 2010)218.
- 13) T. Umeda, S. Aoki, S. Ejiri, T. Hatsuda, K. Kanaya, H. Ohno and Y. Maezawa (WHOT-QCD Collaboration), Phys. Rev. D. **85** (2012), 094508, arXiv:1202.4719.
- 14) S. Ejiri, Y. Maezawa, N. Ukita, S. Aoki, T. Hatsuda, N. Ishii, K. Kanaya and T. Umeda (WHOT-QCD Collaboration), Phys. Rev. D **82** (2010), 014508.

- 15) H. Saito, S. Ejiri, S. Aoki, T. Hatsuda, K. Kanaya, Y. Maezawa, H. Ohno and T. Umeda (WHOT-QCD Collaboration), *Phys. Rev. D* **84** (2011), 054502 [Errata; **85** (2012), 079902]. H. Saito, S. Aoki, K. Kanaya, H. Ohno, S. Ejiri, Y. Nakagawa, T. Hatsuda and T. Umeda (WHOT-QCD Collaboration), *PoS(Lattice 2011)*214.
Y. Nakagawa, S. Ejiri, S. Aoki, K. Kanaya, H. Ohno, H. Saito, T. Hatsuda and T. Umeda (WHOT-QCD Collaboration), *PoS(Lattice 2011)*208.
- 16) T. Matsui and H. Satz, *Phys. Lett. B* **178** (1986), 416.
- 17) H. Satz, *J. of Phys. G* **36** (2009), 064011.
- 18) O. Kaczmarek, F. Karsch, E. Laermann and M. Lutgemeier, *Phys. Rev. D* **62** (2000), 034021.
- 19) A. Nakamura and T. Saito, *Prog. Theor. Phys.* **111** (2004), 733.
- 20) O. Kaczmarek, F. Karsch, F. Zantow and P. Petreczky, *Phys. Rev. D* **70** (2004), 074505 [Errata; **72** (2005), 059903].
- 21) A. Rothkopf, T. Hatsuda and S. Sasaki, arXiv:1108.1579.
- 22) O. Kaczmarek and F. Zantow, *Phys. Rev. D* **71** (2005), 114510.
- 23) M. Döring, S. Ejiri, O. Kaczmarek, F. Karsch and E. Laermann, *Eur. Phys. J. C* **46** (2006), 179.
- 24) Z. Fodor, C. Guse, S. D. Katz and K. K. Szabo, *PoS(LAT2005)*178.
- 25) M. Doring, S. Ejiri, O. Kaczmarek, F. Karsch and E. Laermann, *Eur. Phys. J. C* **46** (2006), 179.
- 26) V. G. Bornyakov, M. N. Chernodub, H. Ichie, Y. Koma, Y. Mori, Y. Nakamura, M. I. Polikarpov, G. Schierholz, A. A. Slavnov, H. Stüben, T. Suzuki, P. V. Uvarov and A. I. Veselov (DIK Collaboration), *Phys. Rev. D* **71** (2005), 114504.
- 27) M. Laine, O. Philipsen, M. Tassler and P. Romatschke, *J. High Energy Phys.* **03** (2007), 054.
- 28) Y. Burnier, M. Laine and M. Vepsalainen, *J. High Energy Phys.* **01** (2010), 054.
- 29) T. Umeda, S. Ejiri, S. Aoki, T. Hatsuda, K. Kanaya, Y. Maezawa and H. Ohno (WHOT-QCD Collaboration), *Phys. Rev. D* **79** (2009), 051501.
- 30) H. Matsufuru, T. Onogi and T. Umeda, *Phys. Rev. D* **64** (2001), 114503.
- 31) Y. Iwasaki, *Nucl. Phys. B* **258** (1985), 141; University of Tsukuba Report UTHEP-118 (1983), arXiv:1111.7054.
- 32) B. Sheikholeslami and R. Wohlert, *Nucl. Phys. B* **259** (1985), 572.
- 33) S. Aoki, M. Fukugita, S. Hashimoto, K.-I. Ishikawa, N. Ishizuka, Y. Iwasaki, K. Kanaya, T. Kaneko, Y. Kuramashi, M. Okawa, S. Takeda, Y. Taniguchi, N. Tsutsui, A. Ukawa, N. Yamada and T. Yoshié (CP-PACS and JLQCD Collaborations), *Phys. Rev. D* **73** (2006), 034501.
- 34) T. Ishikawa, S. Aoki, M. Fukugita, S. Hashimoto, K.-I. Ishikawa, N. Ishizuka, Y. Iwasaki, K. Kanaya, T. Kaneko, Y. Kuramashi, M. Okawa, Y. Taniguchi, N. Tsutsui, A. Ukawa, N. Yamada and T. Yoshié (CP-PACS and JLQCD Collaborations), *Phys. Rev. D* **78** (2008), 011502.
- 35) M. Cheng, N. H. Christ, S. Datta, J. van der Heide, C. Jung, F. Karsch, O. Kaczmarek, E. Laermann, R. D. Mawhinney, C. Miao, P. Petreczky, K. Petrov, C. Schmidt, W. Soeldner and T. Umeda, *Phys. Rev. D* **77** (2008), 014511.
- 36) S. Nadkarni, *Phys. Rev. D* **33** (1986), 3738; *Phys. Rev. D* **34** (1986), 3904.
- 37) M. Göckeler, R. Horsley, A. C. Irving, D. Pleiter, P. E. L. Rakow, G. Schierholz and H. Stüben (QCDSF-UKQCD Collaboration), *Phys. Rev. D* **73** (2006), 014513.