



Database tool

New extension software modules to enhance searching and display of transcriptome data in Tripal databases

Ming Chen^{1,2}, Nathan Henry¹, Abdullah Almsaeed¹, Xiao Zhou¹, Jill Wegryn³, Stephen Ficklin⁴ and Margaret Staton^{1,*}

¹Department of Entomology and Plant Pathology, University of Tennessee, Knoxville, TN, USA,

²Department of Genome Science and Technology, University of Tennessee, Knoxville, TN, USA

³Department of Ecology and Evolutionary Biology, University of Connecticut, Storrs, CT, USA and,

⁴Department of Horticulture, Washington State University, Pullman, WA, USA

*Corresponding author: Tel: 865-974-7135; Fax: 865-974-4744; Email: mstaton1@utk.edu

Chen, M., Henry, N., Almsaeed, A. *et al.* New extension software modules to enhance searching and display of transcriptome data in Tripal databases. *Database* (2017) Vol. 2017: article ID bax052; doi:10.1093/database/bax052

Received 9 March 2017; Revised 22 May 2017; Accepted 20 June 2017

Abstract

Tripal is an open source software package for developing biological databases with a focus on genetic and genomic data. It consists of a set of core modules that deliver essential functions for loading and displaying data records and associated attributes including organisms, sequence features and genetic markers. Beyond the core modules, community members are encouraged to contribute extension modules to build on the Tripal core and to customize Tripal for individual community needs. To expand the utility of the Tripal software system, particularly for RNASeq data, we developed two new extension modules. Tripal Elasticsearch enables fast, scalable searching of the entire content of a Tripal site as well as the construction of customized advanced searches of specific data types. We demonstrate the use of this module for searching assembled transcripts by functional annotation. A second module, Tripal Analysis Expression, houses and displays records from gene expression assays such as RNA sequencing. This includes biological source materials (biomaterials), gene expression values and protocols used to generate the data. In the case of an RNASeq experiment, this would reflect the individual organisms and tissues used to produce sequencing libraries, the normalized gene expression values derived from the RNASeq data analysis and a description of the software or code used to generate the expression values. The module will load data from common flat file formats including standard NCBI Biosample XML. Data loading, display options and other configurations can be controlled by authorized users in the Drupal administrative backend. Both modules are open source, include usage documentation, and can be found in the Tripal organization's GitHub repository.

Database URL: Tripal Elasticsearch module: https://github.com/tripal/tripal_elasticsearch

Tripal Analysis Expression module: https://github.com/tripal/tripal_analysis_expression

Introduction

Tripal is an open source toolkit for construction of online genome databases (1, 2). Tripal is built on the Drupal content management system (www.drupal.org) and stores data in the recommended standardized biological database schema, Chado (3). Both Tripal and Chado are members of the Generic Model Organism Database (GMOD) collection of open source and interoperable software tools (<http://gmod.org>). Tripal consists of a core set of modules that encompass a variety of common biological and genetic data types, such as organisms, sequence features and genetic markers which include attributes such as genus and species, nucleotide residues and marker locations, respectively. The software has been deployed for numerous genetic and biological data websites, with over 15 active sites listed on the Tripal information web page (http://tripal.info/sites_using_tripal). The adoption of this standardized web database software platform has numerous advantages, including leveraging code developed across different groups, standardization of data storage formats and an active mailing list and developer community for support.

The Tripal community encourages individual developers to extend and customize the software and provides helpful tools for this, including an application programming interface (API) and flexible data display templates. By leveraging these features, user-contributed extension modules provide additional functionality, including the upload and display of new data types such as transcriptome assemblies by Tripal Analysis Unigene (https://github.com/tripal/tripal_analysis_unigene), BLAST sequence similarity results by Tripal Analysis BLAST (https://github.com/tripal/tripal_analysis_blast) and gene ontology annotations through Tripal Analysis GO (https://github.com/tripal/tripal_analysis_go). The Tripal.info website provides a system for developers to register their extension modules, with descriptions of functionality, development status (from in-development to ready-for-use), compatible versions of the Tripal core and compatible versions of the Chado (<http://tripal.info/extensions>). Developers are also able to join the Tripal organization on GitHub (<https://github.com/tripal>) and contribute their modules in the centralized Tripal repository, thus encouraging discoverability, collaboration and communication among developer groups.

Despite the rich functionality already available, including storage of gene or assembled transcript sequences and their functional annotation, Tripal does not yet have robust search, storage or display of expression information or the biological samples queried in expression studies. As next generation sequencing instruments

with high-throughput and low cost became available in 2005 and widely adopted by 2009, RNA sequencing (RNAseq) has become the most common method for assaying gene expression (4–6). This is reflected by the rising percentage of RNA records in public databases. In February of 2017 the NCBI sequence read archive (SRA) contains 518 625 records for RNA sequencing runs from Eukaryotes, representing 46% of the total Eukaryote sequence records.

A gene expression experiment seeks to quantify changes in transcript abundance across different samples; this may take the form of a broad survey (gene atlas) across many tissues, time points or developmental stages, or as a targeted profiling of changes induced by an experimental treatment, often abiotic or biotic stress (7–9). To increase the reusability of data and the comparison of data across different experiments, community databases need to capture as much metadata as possible about these biomaterials (10, 11). Once RNA is extracted and sequencing performed, a standard bioinformatics analysis incorporates sequence quality control steps such as adapter removal, *de novo* assembly if a reference genome is not available, mapping of reads to the reference assembly or genome, quantification of reads per gene or transcript and normalization of data (12, 13). These normalized values are comparable across biomaterials and often visualized as a heatmap for interpretation. Numerous software tools are available for each step of the analysis, and the choice of tool software, version and user-specified parameters influences final results (14, 15). Preserving methodological details is critical for appropriate data interpretation and to enable reuse, reproducibility and comparison among datasets.

For a community genome database, users can mine gene expression data to identify candidate genes or transcripts for further study based on information about expression patterns across different tissues and conditions. To further this goal, we have developed two new publicly available Tripal extension modules. The Elasticsearch module enables more efficient and flexible searching powered by the Elasticsearch software (<https://www.elastic.co>). With a broad site-wide search, users can enter any keyword, from a software tool name to a transcript name to a metabolic function, to find results across the entire Tripal site. Further, database developers may build customized search interfaces for specific data types with advanced filtering options. A second Tripal module, the Tripal Analysis Expression module, has been developed to store and display gene expression levels across multiple tissues and conditions derived from sequencing transcriptome data. For each sequencing sample, a biomaterial record is created

and all attributes such as individual, tissue and experimental condition are added as ontology-tagged, searchable fields. Normalized expression values for each transcript or gene from individual biomaterial are stored. The resulting user interface of a bar chart or heatmap provides an intuitive visual representation of how genes or transcripts are expressed in an organism, providing important clues about biological function. Together, the modules provide significant additional functionality for users to explore RNASeq data, transcriptome assemblies and transcript expression levels.

The code for both modules is available via GitHub. They are currently in use at the Hardwood Genomics Web (<http://hardwoodgenomics.org>), a database that houses genetic and genomic data from hardwood tree species. Both modules are built in PHP and work with Drupal 7.x as an extension to Tripal version 2.x. Linux is the recommended operating system for Drupal installations. The modules currently do not support Drupal version (8), as the core Tripal modules have not yet transitioned, however, Drupal 7 is in long term support mode by the Drupal community. The modules are compatible with Chado versions from 1.2 to 1.31. Source code and developer guides are open source and made available through GitHub under the GNU General Public License 3. We welcome developer and user feedback, including bug reports and questions, through the GitHub issues queue.

Tripal Elasticsearch module

Overview

The Drupal content management system, which forms the base for all Tripal sites, provides its own built-in searching system. However, this system suffers from several disadvantages that render it either slow or unusable for some Tripal databases. First, the Drupal search system only indexes the HTML-rendered text content for Drupal nodes; in Drupal, nodes are individual pieces of content rendered as a web page. This is a major impediment to intelligent searching of a Tripal site, where the biological data that is stored in the Chado database schema is ignored unless it is part of a node. Even when data is displayed as part of a node, the biological context of the data may be lost. The native Drupal search also does not offer fuzzy or partial word matching. Finally, the indexing procedure for searching is very inefficient for sites with hundreds of thousands of records, leading to very slow indexing and searching for Tripal sites dealing with very large numbers of records.

In order to provide site-wide searching functionality and flexible, efficient access to the data hosted in Chado,

we developed the Tripal Elasticsearch module to integrate the Elasticsearch engine with Tripal sites. The Tripal Elasticsearch module leverages this search engine to provide both generic site-wide searching and the ability to build customized search interfaces for specific Chado database tables (Figure 1). Written in Java, Elasticsearch is open source software that provides a powerful, fast and feature-rich search engine. Elasticsearch clients are available in a variety of languages, including PHP, the language of Drupal and Tripal (<https://github.com/elastic/elasticsearch-php>). Elasticsearch is designed to be used in distributed environments and thus is highly scalable, a critical concern with the quickly growing amount of available genomic data for many organisms. Elasticsearch indexes data in schema-free JSON documents that are stored on the web server and enable very fast look-up of search terms. The index files can be split into pieces, called shards, across many servers and support is provided to search and index multiple source databases. The Tripal Elasticsearch module opts to use the built-in `query_string` query method provided by Elasticsearch, which provides common search methods such as AND/OR/NOT operators, wildcard (*) search, phrase search with quotes, and \pm (include/exclude) operators.

The Tripal Elasticsearch module utilizes the Elasticsearch-PHP client to interact with the Elasticsearch cluster. For site-wide indexing, the full Hyper Text Markup Language (HTML) contents of all pages on the site are indexed. This is accomplished by first querying the Drupal database for all node IDs, as all individual web pages are stored as nodes in Drupal 7. The module uses these IDs to query the site and extract the HTML contents for each page. The HTML strings are processed and, using the Elasticsearch-PHP client, turned into Elasticsearch indexes. For table-specific indexing, the process is slightly different. Instead of querying HTML, the module extracts data content from the specific Chado database tables and fields specified by the administrative user, and then uses the Elasticsearch-PHP client to create an Elasticsearch index specific to this dataset. A customized form and content search block are automatically created for this index, with the administrator able to customize the form fields, the placement of the content block on the website, and the URLs to link the results to appropriate pages.

Administration interface

The Elasticsearch software can be installed on the same server as the Tripal site or on a remote host or cloud host. After this installation, the remaining setup can be controlled entirely through the graphical user interface (GUI)

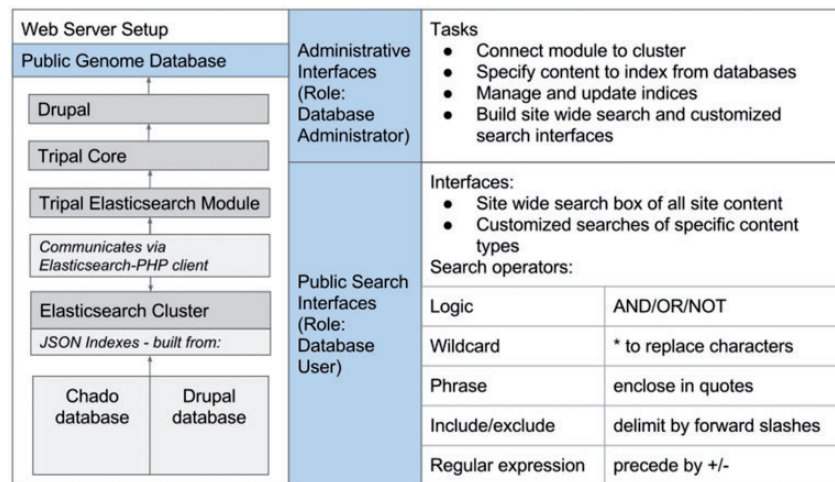


Figure 1. The Tripal Elasticsearch module depends on a number of other software packages. It works within the Drupal content management system and requires the core Tripal modules. To build indexes and run efficient searches, it relies on an Elasticsearch cluster, which it communicates with via the Elasticsearch-PHP client. After installation of the software, all functionality can be controlled from web interfaces. The Drupal administrative user can configure and set up site-wide and customized search interfaces. Once those are active, all website users can perform fast, efficient searching with flexible search operators.

administrative backend provided by the Tripal Elasticsearch module. The module can be downloaded and enabled through Drupal in the same way as other Tripal extension modules. Next, the site administrator can connect the module to the local or remote Elasticsearch cluster through an administrative page. After a successful connection, health information of the cluster will be displayed (Figure 2A).

Next, site administrators can select the type of database content they would like to index and create cron jobs that will create those indexes. Administrators can also delete the indexes. One option is to create a site-wide index, where the module extracts the Hyper Text Markup Language (HTML) source code of all published Drupal nodes, excluding sequence strings, and then indexes these html strings using the Elasticsearch engine. By doing this, all published web pages become indexed and searchable, regardless of content type or location of the underlying data in the database. The module also implements Drupal insert, delete and update function hooks so that any modification to site content will be detected by the module and corresponding modifications to the Elasticsearch indexes will be made. The required modifications - adding, removing or altering individual page indexes - are submitted as jobs to the cron queue.

Alternatively to the site-wide search, the administrative page pre-populates a drop-down menu box with all tables from both the Drupal and Chado database schemas, allowing the administrator to select one for individual indexing (Figure 2B). The module will automatically detect which tables have been previously indexed and warn the user to prevent multiple indexes of the same data. To further

refine administrator control of indexing, individual fields from a table may be included or excluded from the index. This individual table indexing is useful to design advanced search forms for subsets of data in the database or to incorporate searching of content in Chado that is not displayed in Drupal nodes.

Both site-wide and individual table indexing can be time consuming for large datasets, so the Tripal Elasticsearch module enables concurrent indexing jobs. By leveraging the cron queue functionality in Drupal (https://api.drupal.org/api/drupal/modules!system!system.api.php/function/hook_cron_queue_info/7.x), administrative users can opt to use up to ten simultaneous queues for the indexing process. Tripal Elasticsearch module also requires the Drupal module Queue UI, which can be used to monitor and manage cron queues (https://www.drupal.org/project/queue_ui). Indexing jobs are then divided and assigned evenly across the specified number of cron queues, and the queues are managed independently and concurrently by the cron daemon. Using more queues can largely decrease the time of indexing, but it also uses more memory and processors. The number of queues should be selected judiciously based on available server resources. One successful strategy to prevent interference with the responsiveness of a live production site is to run the indexing on a development server, then move the Elasticsearch index files to the primary web server.

After a table is selected and indexed, the administrator can build a search block to display to site users (Figure 2C). A Drupal block is a flexible unit of content that can be configured to display on all site pages or only on certain

pages, and it can be placed in specific page locations such as a sidebar or header. Next, the administrator must enter information about how individual search result columns should link to content (Figure 2D). The search results themselves are available as tokens for building a URL to appropriately link each search result. For example, a gene search may return a table with the gene name and its organism. Each of these fields may be linked to the most appropriate place; i.e. the gene name to its feature page and the organism name to the organism page. Once the block and results links are built, the final step is to customize the search form if needed. The administrative user can select which of the indexed fields to expose as search boxes, the user input type (enter free text or select options from a dropdown), the field label, and the order of the fields in the display (Figure 2E).

User interface

The Tripal Elasticsearch module provides a simple input box for the generic site-wide search (Figure 3A) and the administrator-customized form for a table specific search (Figure 3B). While the Elasticsearch software provides over a hundred searching methods, the Tripal Elasticsearch module uses a comprehensive search method called *query_string* as its default search method. With this search method, users can build advanced queries, for example by enclosing exact search phrases with quotes, by prefixing words with '+' or '-' to require or exclude from results, and by using *AND*, *OR* and *NOT* operators. For better performance only the first 100 search results are returned by the generic site-wide search by default, but this can be altered by the site administrator. Search results are displayed with a web page title link and a portion of web page content with keywords in bold and italics, to provide context for the matching keyword. For a table-specific data search, 1000 search results are returned by default. Search results are displayed in a paginated table and can be sorted by clicking the table headers. A download button is provided to download all search results as a comma-separated value (csv) file.

Like the search forms which are embedded in a Drupal block, search results from individual tables are also displayed in independent Drupal blocks. This makes it possible for the Tripal Elasticsearch module to display aggregated data, and to function as a faster alternative to Drupal Views, a widely-used core Drupal module. Administrative users can build a custom data view by using the same procedure for building a custom search block for desired data and then disabling the search form blocks. The populated result block will remain and may be display on any page in the site.

Example of customized transcript search in HGD using materialized views

As a highly normalized schema, Chado often stores related data across many different tables. To speed page rendering, administrators often use materialized views. Materialized views are tables built to hold the results of a common database query, often a query that joins multiple tables or filters data. By storing the query results in a materialized view, the results do not have to be rebuilt for new page loads and can be quickly returned. The Tripal core includes a module for administrators to create, populate and update materialized views. The Tripal Elasticsearch module only indexes and creates a search block from a single table, so a materialized view is useful for building an advanced search interface that searches content normally distributed across multiple tables. For example, a site with RNASeq data may provide a search form that incorporates searching by transcript unique name, transcript functional annotation and organism. In this example (Figure 3B), the materialized view is created to aggregate data from three database tables: *chado.organism*, *chado.blast_hit_data* and *chado.feature*. The Tripal Elasticsearch module can be used to index the new materialized view and build a search form with the requisite custom fields. This transcript search example could easily be extended to include other types of functional annotation, such as KEGG results, gene ontology terms, phenotype associations and more. Once the custom materialized view is indexed by the module, it can be deleted from the database to reduce redundancy and minimize filesystem storage space.

Tripal Analysis Expression module

Overview of functionality

Tripal has existing support for aspects of RNA sequencing experiments, including assembled transcripts and associated *in silico* functional annotation from BLAST (16), InterProScan (17) and KEGG (18) analysis. The Tripal Analysis Expression module expands this support by enabling storage and display of a gene expression experiment, including a description of the experiment, the biological samples (biomaterials) and the normalized gene expression values (Table 1). The module is able to accept either RNASeq or microarray expression assays (Figure 4). To build a gene expression analysis record, first an administrator needs to add biomaterial records. At a minimum, the biomaterial record must hold a name, a description, and a provider contact, and it must be linked to an organism. However, this content type is flexible and expandable in order to store the many different possible types of metadata that may be associated with a biomaterial.

A Tripal Elasticsearch

Connect to elasticsearch cluster Indexing Delete indices

Build tripal_elasticsearch block Delete tripal_elasticsearch blocks

Add page links Alter form fields

Elasticsearch cluster health information:

- epoch: 1485706182
- timestamp: 11:09:42
- cluster: HGD-cluster-1
- status: green
- node.total: 2
- node.data: 2
- shards: 15
- pri: 15
- relo: 0
- init: 0
- unassign: 0
- pending_tasks: 0
- max_task_wait_time: -
- active_shards_percent: 100.0%

Any host from an elasticsearch cluster

127.0.0.1: 9200

Submit

B Tripal Elasticsearch

Connect to elasticsearch cluster Indexing Delete indices

Build tripal_elasticsearch block Delete tripal_elasticsearch blocks Add page links

Alter form fields

tripal_elasticsearch indexing

Number of cron queues

1

10 queues have been pre-defined for indexing jobs. This number determines the first n queues will be used for indexing jobs. Use more queues if your server has high ability for multi-threads process.

Select a table to index

blast_merged_transcripts

Select fields to index

blast_merged_transcripts already exists in elasticsearch. Please select another item to index, or DELETE this item first and then re-index it!

Fields available to index

abbreviation

unickname

hit_description

Submit Please do not re-submit.

C Tripal Elasticsearch

Connect to elasticsearch cluster Indexing Delete indices

Build tripal_elasticsearch block Delete tripal_elasticsearch blocks Add page links

Alter form fields

Build tripal_elasticsearch block

tripal_elasticsearch block

Select table for building search block

blast_merged_transcripts

blast_merged_transcripts

abbreviation

hit_description

unickname

Add elasticsearch block

D Tripal Elasticsearch

Connect to elasticsearch cluster Indexing Delete indices

Build tripal_elasticsearch block Delete tripal_elasticsearch blocks Add page links

Alter form fields

Example: add page links to search results

Add page links to search results

This page allows you to add dynamic URL to search results. Here dynamic URL means that the URL depends on the search result values. For example, the search form for organism has four fields: **abbreviation, common_name, genus, species**. We want to link some search results to corresponding organism pages. Assuming that all organism pages have the same pattern: **organism/genus/species** (all URLs have the same part "organism/" but are different at "genus" and "species"), and the different parts in URLs only depend on the values of search results, in this case, we can link search results to their corresponding organism pages by adding dynamic links to the fields.

A dynamic link is created by replacing variable values in URL with corresponding field names within "[]".

The example below shows how to add links to search results in fields **abbreviation** and **species**.

organism/[genus]/[species] abbreviation

common_name

genus

species

Add page links to search results

blast_merged_transcripts

abbreviation

hit_description

unickname

Add links

E Tripal Elasticsearch

Connect to elasticsearch cluster Indexing Delete indices

Build tripal_elasticsearch block Delete tripal_elasticsearch blocks Add page links

Alter form fields

blast_merged_transcripts

abbreviation

Field type

select (drop-down list)

textfield

Only textfield type is available if this field has more than 100 unique entries.

Field title

abbreviation

Field default value

Field options

A. rubra,J. nigra,A. saccharum,L. tulipifera,C. dentata,Q. alba,F. grandifolia,C. Florida,F. pennsylvanica,H. macrophylla,C. Mollissima,N. sylvatica,L. styraciflua,Q. rubra,A. rhombifolia,C. mollissima,G. triacanthos

Field weight

0

hit_description

Field type

textfield

Only textfield type is available if this field has more than 100 unique entries.

Field title

hit_description

Field default value

Field options

Figure 2. The Tripal Elasticsearch module administrative pages provide centralized control of data indexing and construction of search interfaces. (A) The module first needs to be connected to a running Elasticsearch cluster. (B) The user may opt to index the entire site by selecting 'index_website' or select individual tables and fields from the database. The index jobs are automatically launched via cron. (C) Based on available search indexes, a search form can be built and placed in a Drupal content block for display to users. (D) For each search block, the search results are linked to site content by constructing custom URLs (universal resource locator). The administrative page gives an example of how to use search results as tokens in the construction of URLs. (E) The search form can be customized for the best final user experience.

A

HWG
Hardwood Genomics Project

Home Trees Genomic Data Tools Transcript Search About Contact

+ "green ash" +transcriptome -genome Search

107471 records were found.

de novo Green ash (Fraxinus pennsylvanica)

de novo Green ash (Fraxinus pennsylvanica) de novo Green ash (Fraxinus pennsylvanica) | HWG Skip to main content HWG Hardwood Genomics Project Home..... Libraries Chestnut Physical Map Tools Expression Visualization Blast Chinese Chestnut SyMAP Cmap Transcript Search About Contact de novo Green ash (Fraxinus..... pennsylvanica) Overview Predicted SSRs (transcriptomic) Transcript Search Overview Analysis Name de novo Green ash (Fraxinus pennsylvanica..... Annotation BLAST against the Swiss-prot protein database : Blastx, 1e-5 cutoff - 44% of transcripts matched a swiss-prot entry green_ash_sprot_nt.xlsx..... (Excel file with best hits) Blastp, 1e-5 cutoff - 72% of proteins matched a swiss-prot entry green_ash_sprot_aa.xlsx (Excel file with best hits) BLAST

Fraxinus_pennsylvanica_120313_comp46139_c0_seq1, Fraxinus_pennsylvanica_120313_comp46139_c0_seq1 (mRNA) Fraxinus pennsylvanica

Type mRNA Organism Fraxinus pennsylvanica (Green Ash) Sequence length 216 Expression Hover the mouse over a column in the graph to view expression....._c0_seq1 vs. UNIPROT/TREMBL Analysis Date: 2016-04-25 (Green Ash (blastx against TREMBL)) Total hits: 0 Match Name E-value Identity Description back..... Fraxinus pennsylvanica 120313 de novo Green ash (Fraxinus pennsylvanica) Trinity; CD-HIT-EST mRNA Analyses This mRNA is derived from or has results from the..... following analyses Analysis Name Date Performed de novo Green ash (Fraxinus pennsylvanica) 2013-12-03 Green Ash Ozone Treatments 2014-07-18 Green Ash (blastx..... Homology Sequences Transcriptome Overview Name Fraxinus_pennsylvanica_120313_comp46139_c0_seq1 Unique Name Fraxinus_pennsylvanica_120313_comp46139_c0_seq1

B

Transcripts Search

Fraxinus pennsylvanica (Green ash) abbreviation

"heat shock" NOT "Arabidopsis thaliana"

Description (based on BLAST match. Examples: [kinase], ["heat shock"] and ["Arabidopsis thaliana" AND kinase])

Sequence Unique Name (Examples: [Alnus_rubra_021816_comp3820_c0_seq1] or ["comp3820_c0_seq1"])

Search Download table

Search: clicking on the search button without keywords input will return all available records.

Transcripts Search Results

28 records were found. 28 are displayed. You can click the download button to download all 28 results.

abbreviation	hit_description	unique_name
F. pennsylvanica	C6SY60_SOYBN Activator of 90 kDa heat shock protein ATPase homolog 2 OS=Bos taurus GN=AHSA2 PE=2 SV=1 A0A059CRB4_EUCGR Activator of 90 kDa heat shock protein ATPase homolog 1 OS=Mus	Fraxinus_pennsylvanica_120313_comp55348_c0_seq1

Figure 3. The Tripal Elasticsearch module builds content blocks for search forms. Using the Drupal block system, a search block may be displayed on every page, on its own dedicated page or on a specific page or pages across the site. Screenshots are taken from the Hardwood Genomics Web where the Tripal Elasticsearch module is in production use. **(A)** The generic site-wide search block includes a single, global search field and search button. **(B)** A table-specific search form provides additional search fields for more advanced filtering of results. Here, transcript results are quickly returned from a database containing over 500 000 transcript records and >13 600 000 BLAST hits.

Customizable property fields associated with a controlled vocabulary may also be added to fully describe a record (Figure 5A). This could include information such as tissue, treatment, life stage, or geographic location. The list of properties may be expanded to suit the needs of each experiment by importing new controlled vocabularies or adding new custom controlled vocabulary terms. Both options are available through the Tripal core. The module

also provides for database cross referencing, where records link out to other databases such as NCBI's Biosample database (19). The biomaterial content type may be used in a Tripal site independently without adding information about an expression experiment. It could be useful for describing biomaterials for other related-omics experiments such as genotyping, DNA sequencing, proteomics or metabolomics.

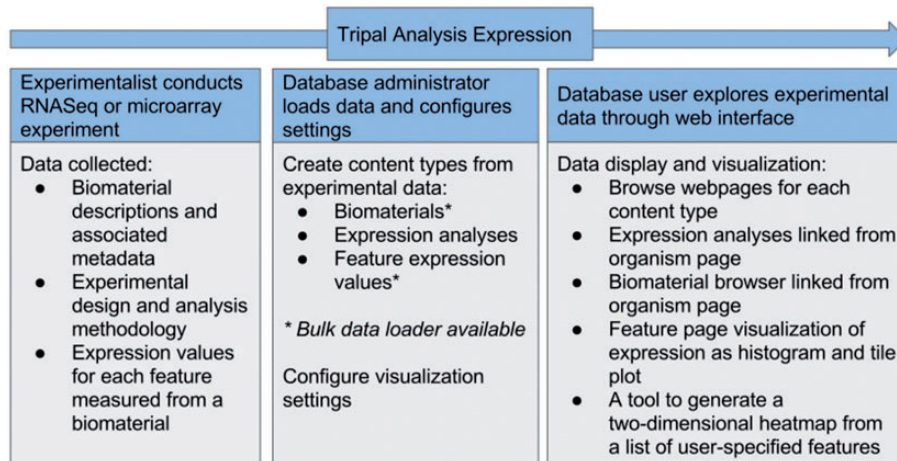


Figure 4. Flow of data in the Tripal Analysis Expression module. Either RNASeq or microarray experimental data can be utilized and needs to include biomaterials, design and analysis methodology and expression values. From within a web interface, a site administrator can add and configure this content, yielding a number of visual interfaces for users to explore the data.

Properties

External References

Relationships

Additional information about a biomaterial.

To add properties of the current biomaterial, select the type of information from the drop-down below and enter the information in the text box before clicking "Add". To remove incorrect information, click the "Remove" button. Note: you cannot edit previously added information but instead need to remove and re-add it.

Type	Value	Actions
Select a Property		Add

INFO: To add additional properties to the drop down list, you need to add a controlled vocabulary term to the biomaterial_property controlled vocabulary.

Tripal Biomaterial Loader

This loader is designed to load data from NCBI BioSample compatible formats. If you have loaded data into NCBI, download download an xml file from NCBI with your BioSamples. This will ensure biomaterials have the BioSample accession number. If you have not uploaded to NCBI, load a flatfile in the NCBI BioSample Submission format. The NCBI BioSample submission format can be downloaded here. Available attributes to use can be found here. You may add additional fields to the file, by adding another column to the submission file. The header of the column will be used as the property type. **Biomaterials must have a unique sample_name.**

To associate ontology terms (e.g., Plant Ontology, Human Disease Ontology) load an OBO file and then load terms with the bulk loader (select "Biomaterial Ontology Term Loader" as the template). **Caution: If a biomaterial with the same name is already in the database, this loader will update the biomaterial with the parameters set by this form.**

Organism *

Select an organism

The organism from which the biosamples were collected.

File type *

NCBI BioSample xml file

Flat file (CSV, TSV)

Data Loader

Select the expression data to loaded into tripal. The expression data loaders expects the data to be in a flat file.

Source File Type

Column Format

Matrix Format

Data can be loaded from two format types. Select the column format for files that have two columns - transcript id and expression value. Select the matrix format for files that specify biosample by column and transcript by row. If "Column Format" is selected, the name of the column file will be taken as the biomaterial name. It is recommended to avoid the use of white space in column file names and in biomaterial names.

Submit a job to parse the expression data into Chado

Note: Features associated with the expression data must exist in Chado before loading the file. Otherwise, the loader will exit with an error.

Name Match Type

Name

Unique name

Expression data can be associated with features via the feature name or the feature unique name.

File Type Suffix

Select the file extension for the file(s) to be loaded into Chado. Do not include the ".". It is not necessary to specify a file extension for a matrix file.

File Path

Select the path to the expression file(s). If the file path is a directory, then the loader will load every file of the type specified in "File Type Suffix" from the directory.

Regex for Start of Data

If the expression file to be loaded has a header text, use a regular expression to describe the line that occurs before the start of the expression data. If the file has no header text, this line may be left blank.

Regex for End of Data

If the expression file to be loaded has a footer text, use a regular expression to describe the line that occurs after the end of the expression data. If the file has no footer text, this line may be left blank.

Check Biomaterials

Figure 5. Administration interface of the Expression module. (A) Administrators can add customizable property fields to biomaterial record to provide metadata about experimental conditions, tissue, developmental stage, etc. These fields must be registered as a part of a controlled vocabulary through the core Tripal Controlled Vocabulary module. (B) The module is able to bulk load biomaterials from a CSV file or an NCBI BioSample XML formatted file. (C) The module can load expression data in column or matrix formats. These formats are described at the top of the page. The interface also allows the administrative user to specify regular expressions to exclude any header or footer text in the file that should be ignored such as column headings.

After biomaterials are established, a full gene expression experiment may be described, starting by creating a new expression analysis record. The Tripal core already provides a generic analysis content type to represents a

bioinformatic analysis of a dataset. An analysis record is useful for linking all data in the database back to the relevant materials and methods used to generate the data. To customize this for a gene expression experiment, the Tripal

Table 1. Many different types of data may be produced related to an RNA sequencing experiment, and in many cases, there already exists a supporting Tripal module that accepts standard data file formats and encourages use of appropriate controlled vocabularies

Type of data	Tripal module	Upload file format	Controlled vocabulary	Corresponding NCBI database
RNA Sequence read	Feature (core)	Fasta	Sequence ontology	Sequence read archive
Assembled transcript sequence	Feature (core) and analysis unigene (extension)	Fasta	Sequence ontology	Transcriptome shotgun assembly
Gene sequence	Feature (core)	Fasta	Sequence ontology	Gene
BLAST result	BLAST (extension)	XML	Gene ontology	NA
KEGG result	KEGG (extension)	Tab-delimited	Gene ontology	NA
Biomaterial	Analysis expression (extension)	XML or tab-delimited	Species-dependent ^a	BioSample
Gene expression values	Analysis expression (extension)	Matrix or column files	NA	Gene expression omnibuss
Gene expression experiment methods	Analysis expression (extension)	Descriptive text	NA	BioProject

Data may be sourced from or uploaded to a corresponding database in NCBI.

^aBiomaterials may be associated with multiple controlled vocabularies, often species-specific. For example, plant samples may be described by anatomical structure and development stage with the Plant Ontology (20), by phenotype with the Plant Trait Ontology or by stress treatment with the Plant Stress Ontology. All of these ontologies are available through Planteome (<http://planteome.org/>).

Analysis Expression module extends the analysis content type and adds fields for laboratory and data analysis protocols. If a microarray was used, there is an option to specify the array platform and design. It also enables the upload of the normalized gene expression data associated with the gene expression analysis record. In the database, this links each expression value to an individual feature (a gene, a transcript or other sequence) and to a biomaterial.

Administration interface

After installing the Tripal Analysis Expression module, administrators or curators can utilize web forms to create new biomaterials and expression analysis content. For large sets of data, bulk import is also available. For biomaterials the provided data loader can parse BioSample records downloaded from NCBI in XML format (19) or derive data from a tab-delimited text file (Figure 5B). The data is stored into the Chado biomaterial tables (biomaterial, biomaterial_dbxref, biomaterialprop, etc.). Another data loader provides the ability to enter expression values into the Chado schema from common expression data formats (Figure 5C). The first option is column format, where a folder with individual files is provided with each file corresponding to a biomaterial and containing one gene per line, followed by a space or tab and the numerical expression value. A second option is to provide a large tab-separated value file with gene names beginning each line and columns of values corresponding to biomaterials. Examples of both file formats are provided within the module documentation. The module assumes that expression values are normalized prior to entry and no statistical manipulation of the data is performed. In an effort to

maintain compatibility with current and past databases with the Chado schema, the Tripal Analysis Expression module does not create any new database tables. Instead the module utilizes existing Chado tables from the MAGE (microarray gene expression), organism, contact, sequence and companalysis table groups (3).

The Tripal Analysis Expression module provides full administrative functionality for each content type. The site administrator can sync, delete, and alter settings for each content type provided by the module. The Tripal Analysis Expression module is completely separate from the Tripal Elasticsearch module; some sites may choose to use one but not the other. To account for this possibility, standard Drupal views-based searches are automatically provided for biomaterials and gene expression analysis records.

User interface

Users can access biomaterials associated with an organism directly from the organism page in a Tripal site. The Tripal Analysis Expression module interacts with the organism module using the Drupal hook system and uses the standard Tripal page template to add a link to biomaterials on the organism page sidebar. When a user clicks on this side menu link, a list of biomaterials is displayed, with multiple pages if the list is longer than ten. Clicking through to an individual biomaterial provides information including all associated metadata properties and external database references. All page templates are fully customizable and site developers may override defaults to alter menu items, link locations, paging options, etc. Further, if a site administrator wishes to create a page dedicated to exploring all biomaterial records outside of the organism page, a dedicated

page may be created with Drupal Views or Tripal Elasticsearch.

To explore gene expression values, the Tripal Analysis Expression module also hooks into the Tripal Feature module. For each feature with expression data, a link labeled ‘Expression’ is added to the side menu on the feature page. Clicking on this link generates a one dimensional heatmap figure using the JavaScript D3 library (<https://d3js.org/>). The user has the option of altering the heatmap figure by removing biomaterial libraries that do not express the feature or sorting the biomaterials by expression value. The expression figure may be displayed as a bar chart (Figure 6A) or as a one-dimensional heat map (Figure 6B). The biomaterial names displayed on the x-axis are usually short identifiers, so if the user hovers their mouse pointer over a biomaterial, a pop-up display with the full biomaterial description appears.

The module also provides a tool for users to enter a list of feature names (Figure 6C) and display their expression data as a two-dimensional heatmap (Figure 6D). This tool comes embedded in a Drupal content block that may be placed on any page or embedded in its own page. Users can directly enter a list of feature unique names or IDs of interest, or obtain features via transcript or feature search interfaces that are built by applying the Tripal Elasticsearch module. The heatmap is created with the Plotly javascript graphing library (<https://plot.ly/javascript/>) which provides interactive tools enabling the user to pan, zoom and download the image inside the browser window. Users may perform further image exploration by selecting the ‘save and edit plot in cloud’, which loads their current image and its underlying data into the public Plotly cloud-based workspace tool (<https://plot.ly/create/>) with many additional data visualization and filtering options.

Example of exploring differential expression with the Tripal Elasticsearch and Tripal Analysis Expression modules

Both modules are currently installed on the Hardwood Genomics Web, a site housing forest tree transcriptome data. Using this database we can illustrate how the modules can be used together to explore the expression patterns of a group of transcripts. For example, a user may want to explore expression patterns in transcripts originating from heat shock gene family members in *Fraxinus pennsylvanica* (green ash). This species has a published transcriptome with 107 611 transcripts derived from *de novo* assembly of RNA sequence data from 55 biomaterials, including several stress treatments such as heat, cold, drought, mechanical wounding and varying levels of ozone concentration (21). Heat shock proteins were initially discovered as an

induced response to heat stress in *Drosophila* (22) and plant homologs have also been observed increasing in expression under heat stress as well as other types of stress including cold and wounding (23, 24). To explore if heat shock proteins are induced across the various stressed biomaterials in *F. pennsylvanica*, a user might first use the transcript search interface with the phrase ‘heat shock’ in the BLAST match description (Figure 3B). The organism may be filtered by selecting ‘*Fraxinus pennsylvanica*’. As of May 2017, this yields 302 putative heat shock transcripts. For comparison purposes, reference transcripts likely to be constitutively expressed across all tissues may also be examined. Ubiquitin-conjugating enzyme E2 is often used in RT-qPCR (quantitative reverse transcription PCR) and other assays as a constitutive expression control gene (25). A search for gene features that contain BLAST matches to ‘Ubiquitin-conjugating enzyme E2’ (including quotes in the search) yields 123 transcripts from *F. pennsylvanica* as of May 2017. To generate a small exploratory heatmap, we selected 8 transcripts randomly from each set of search results and compared them using the expression visualization heatmap tool (Figure 6D). From the heatmap, we can see that 6 out of 8 heat-shock transcripts have increased expression under several stress conditions, notably heat treatments. The 8 ubiquitin transcripts display more consistent expression across all biomaterials. This example demonstrates the types of data exploration enabled by a combined use of the Tripal Elasticsearch module and the Tripal Analysis Expression module.

Conclusions

The modular nature of the Tripal software enables new functionality to be easily built and offered as optional additions for the Tripal community. The installation of a new module or set of modules can immediately provide the infrastructure for a new genomic content types and provide custom data discovery and visualization interfaces. Here, we described two new extension modules inspired by the need to provide robust transcriptome data access in a Tripal website. First, the Tripal Elasticsearch module services the findable principle of data infrastructure by providing a major advance over prior search solutions. Second, the Tripal Analysis Expression module provides an efficient way for Tripal databases to store and offer public access to gene expression experiment data. This enables exploration of data through visualization of gene expression levels for individual genes and the ability for users to build their own expression heatmaps from their genes of interest, encouraging reuse of existing experimental data. Together, the modules provide significant additional Tripal

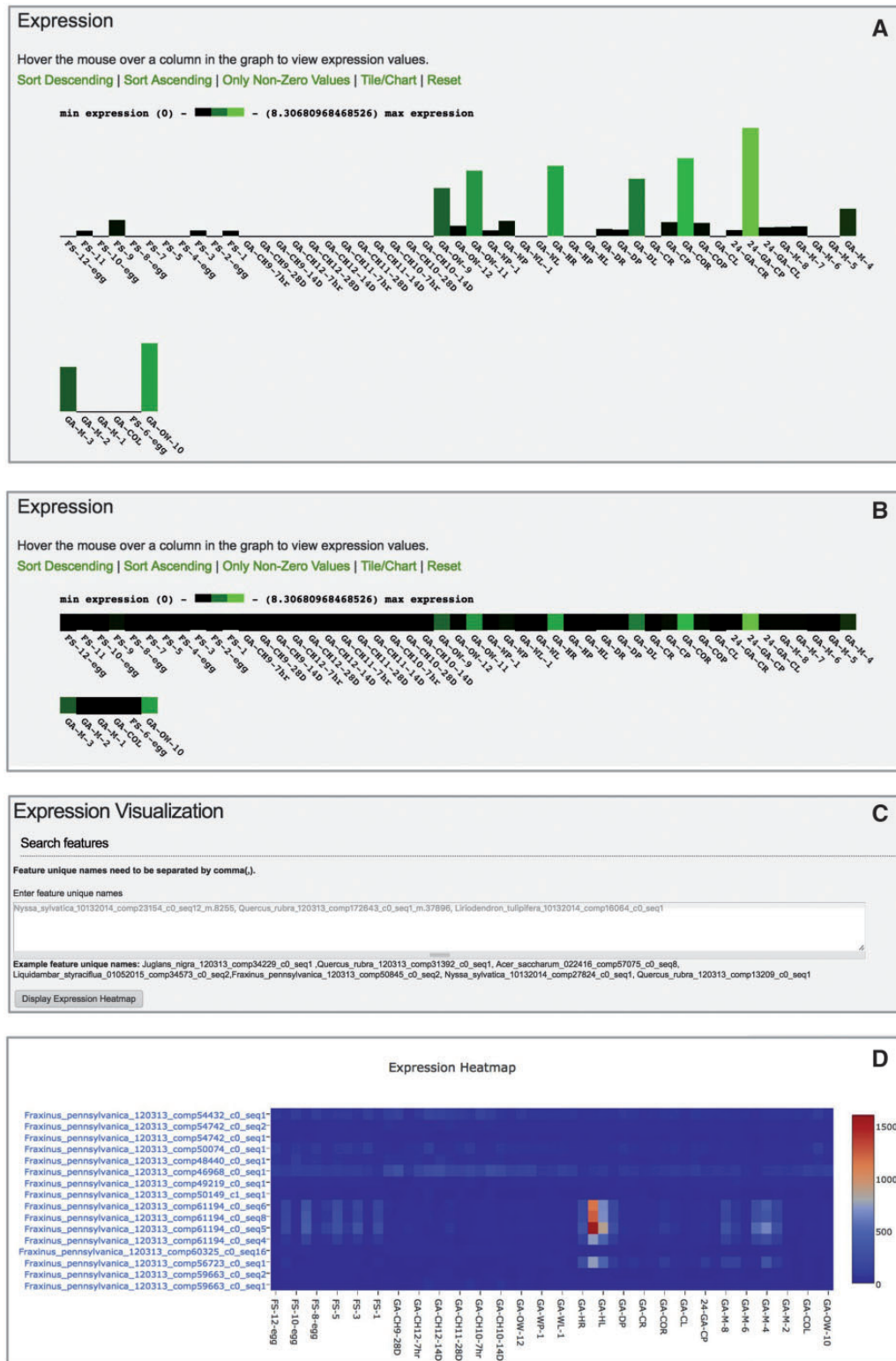


Figure 6. User interface of Tripal Analysis Expression module. **(A)** The feature page initially displays expression values as a bar chart. **(B)** Users may toggle the the barchart to a one-dimensional heatmap. **(C)** An interactive tool allows users to paste in a list of feature ids of interest. **(D)** The tool will create a two dimensional heatmap of the feature expression values across all available biomaterials. This heatmap displays ubiquitin transcripts (top eight rows) vs. heat-shock transcripts (bottom eight rows) from *Fraxinus pennsylvanica* (green ash). Hovering over the boxes with red and orange color in the online heatmap reveals that they are derived from petioles and leaves exposed to heat stress (40 °C for 24 h).

functionality for users to explore RNASeq data, transcriptome assemblies and transcript expression levels.

Acknowledgements

We acknowledge the entire Tripal software developers community, particularly Stephen Ficklin (Washington State University) and Lacey-Anne Sanderson (University of Saskatchewan), for providing the core Tripal infrastructure upon which these extension modules build. We also acknowledge Anthony Bretaudeau (Symbiose Project Team, INRIA/Irisa) for his code contributions via pull request to the Tripal Elasticsearch module.

Funding

This work was supported by the National Science Foundation [#1443040 to M.S., J.W and S.F. and #1444573 to M.S. and J.W.].

Conflict of interest. None declared.

References

- Sanderson,L.A., Ficklin,S.P., Cheng,C.H. *et al.* (2013) Tripal v1.1: a standards-based toolkit for construction of online genetic and genomic databases. *Database*, 2013, bat075–bat075.
- Ficklin,S.P., Sanderson,L.-A., Cheng,C.-H. *et al.* (2011) Tripal: a construction toolkit for online genome databases. *Database*, 2011, bar044.
- Mungall,C.J., Emmert,D.B. and FlyBase Consortium. (2007) A Chado case study: an ontology-based modular schema for representing genome-associated biological information. *Bioinformatics*, 23, i337–i346.
- Lister,R., Gregory,B.D. and Ecker,J.R. (2009) Next is now: new technologies for sequencing of genomes, transcriptomes, and beyond. *Curr. Opin. Plant Biol.*, 12, 107–118.
- Wilhelm,B.T. and Josette-Renée,L. (2009) RNA-Seq—quantitative measurement of expression through massively parallel RNA-sequencing. *Methods*, 48, 249–257.
- Todd,E.V., Black,M.A. and Gemmell,N.J. (2016) The power and promise of RNA-seq in ecology and evolution. *Mol. Ecol.*, 25, 1224–1241.
- Martin,L.B.B., Fei,Z., Giovannoni,J.J. *et al.* (2013) Catalyzing plant science research with RNA-seq. *Front. Plant Sci.*, 4, 66.
- Wang,Z., Gerstein,M. and Snyder,M. (2009) RNA-Seq: a revolutionary tool for transcriptomics. *Nat. Rev. Genet.*, 10, 57–63.
- Marguerat,S. and Bähler,J. (2009) RNA-seq: from technology to biology. *Cell. Mol. Life Sci.*, 67, 569–579.
- Wegrzyn,J.L., Main,D., Figueroa,B. *et al.* (2012) Uniform standards for genome databases in forest and fruit trees. *Tree Genet. Genomes*, 8, 549–557.
- Wilkinson,M.D., Dumontier,M., Aalbersberg,I.J.J. *et al.* (2016) The FAIR Guiding Principles for scientific data management and stewardship. *Sci. Data*, 3, 160018.
- Oshlack,A., Robinson,M.D. and Young,M.D. (2010) From RNA-seq reads to differential expression results. *Genome Biol.*, 11, 220.
- Conesa,A., Madrigal,P., Tarazona,S. *et al.* (2016) A survey of best practices for RNA-seq data analysis. *Genome Biol.*, 17, 13.
- Fonseca,N.A., Marioni,J. and Brazma,A. (2014) RNA-Seq gene profiling—a systematic empirical comparison. *PLoS One*, 9, e107026.
- Vijay,N., Poelstra,J.W., Künstner,A. *et al.* (2013) Challenges and strategies in transcriptome assembly and differential gene expression quantification. A comprehensive in silico assessment of RNA-seq experiments. *Mol. Ecol.*, 22, 620–634.
- Altschul,S.F., Madden,T.L., Schäffer,A.A. *et al.* (1997) Gapped BLAST and PSI-BLAST: a new generation of protein database search programs. *Nucleic Acids Res.*, 25, 3389–3402.
- Jones,P., Binns,D., Chang,H.Y. *et al.* (2014) InterProScan 5: genome-scale protein function classification. *Bioinformatics*, 30, 1236–1240.
- Kanehisa,M. and Goto,S. (2000) KEGG: kyoto encyclopedia of genes and genomes. *Nucleic Acids Res.*, 28, 27–30.
- Barrett,T., Clark,K., Gevorgyan,R. *et al.* (2012) BioProject and BioSample databases at NCBI: facilitating capture and organization of metadata. *Nucleic Acids Res.*, 40, D57–D63.
- Avraham,S., Tung,C.W., Ilic,K. *et al.* (2008) The Plant Ontology Database: a community resource for plant structure and developmental stages controlled vocabulary and annotations. *Nucleic Acids Res.*, 36 (suppl 1), D449–D454.
- Lane,T., Best,T., Zembower,N. *et al.* (2016) The green ash transcriptome and identification of genes responding to abiotic and biotic stresses. *BMC Genom.*, 17, 702.
- Ritossa,F. (1962) A new puffing pattern induced by temperature shock and DNP in drosophila. *Experientia*, 18, 571–573.
- De Maio,A. (1999) Heat shock proteins: facts, thoughts, and dreams. *Shock*, 11, 1–12.
- Swindell,W.R., Huebner,M. and Weber,A.P. (2007) Transcriptional profiling of Arabidopsis heat shock proteins and transcription factors reveals extensive overlap between heat and non-heat stress response pathways. *BMC Genom.*, 8, 125.
- Czechowski,T., Stitt,M., Altmann,T. *et al.* (2005) Genome-wide identification and testing of superior reference genes for transcript normalization in Arabidopsis. *Plant Physiol.*, 139, 5–17.